

## ANEXO 3: PLANILLAS

































































### CENSOS DE TRÁNSITO

La planilla que se aplicó a los relevamientos de tránsito fue la siguiente:

<b>ESTUDIO TRÁNSITO EN AV. ING. HUERGO</b> Puesto: Día:		Censista:										
		Hora inicio:										
Hora	Moto	Auto + Pickup + Utilitario	Bus Zepes	Camión Liviano	Larga distancia	Carga General						
						Productos Secos	Graneles líquidos y Combustibles					
						Camión Portacontenedor						
						1. No transporta un contenedor	2. Transporta contenedor	3. Transporta cargas generales pero es apto para llevar contenedores.				

## ENCUESTAS DE ORIGEN – DESTINO

Se presenta a continuación la planilla que se diseñó y aplicó para la realización de las encuestas mencionadas:

ESTUDIO TRÁNSITO EN AV. ING. HUERGO									
Puesto:		Sentido:		a la Boca		a Retiro		(tachar lo que no corresponda)	
Día:		Hora:		Censista:					
Dominio:		(Nota: solo deben encuestarse los vehículos que transportan o pueden transportar contenedores)							
Tipo de vehículo(marcar):		Portacontenedor		Retiro		Brasil		Delleplane	
									
									
									
									
									
									
									
									
									
									
									
									
									
									
									
									

## ***ANEXO 4: RESULTADO DE RELEVAMIENTOS DE CENSOS DE TRÁNSITO***

Con resultado de la aplicación de la planilla anteriormente señalada se obtuvieron los siguientes resultados de campo:

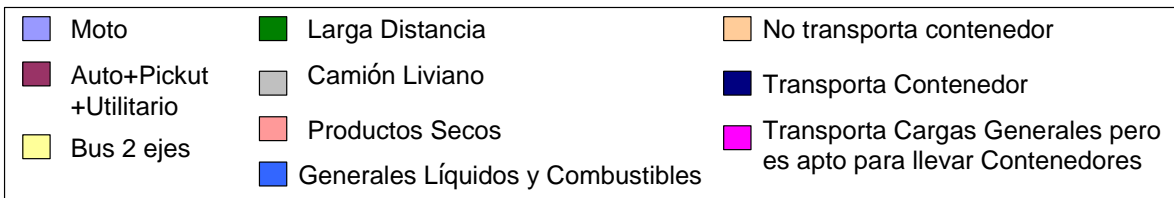
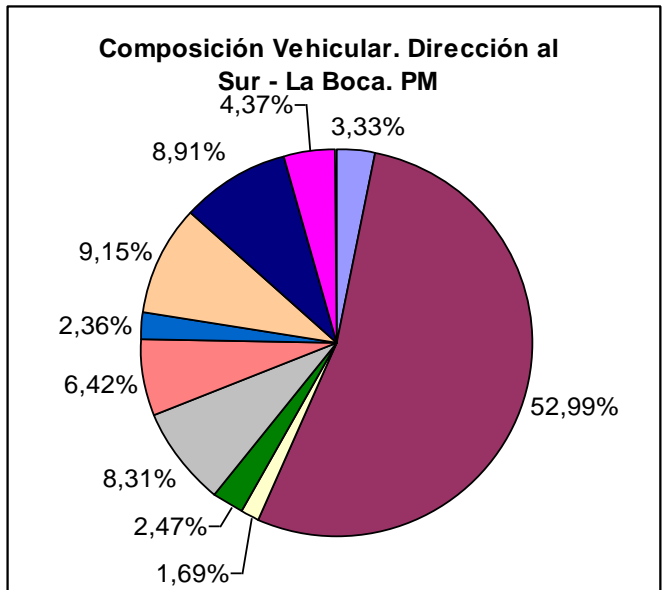
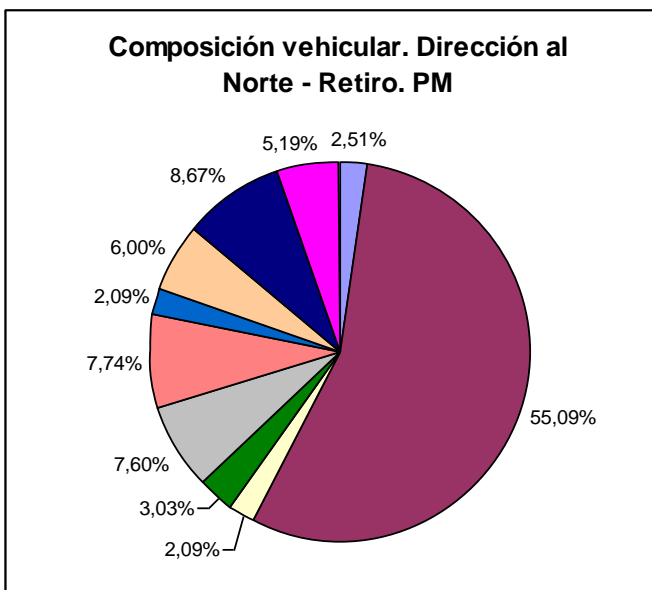
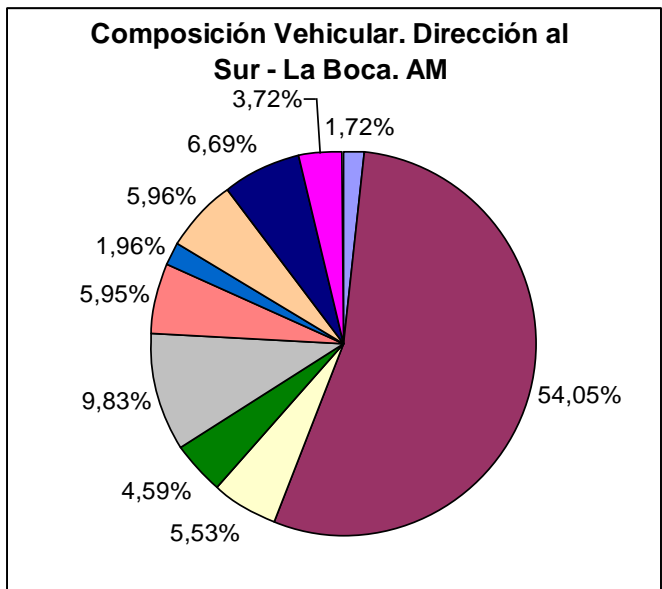
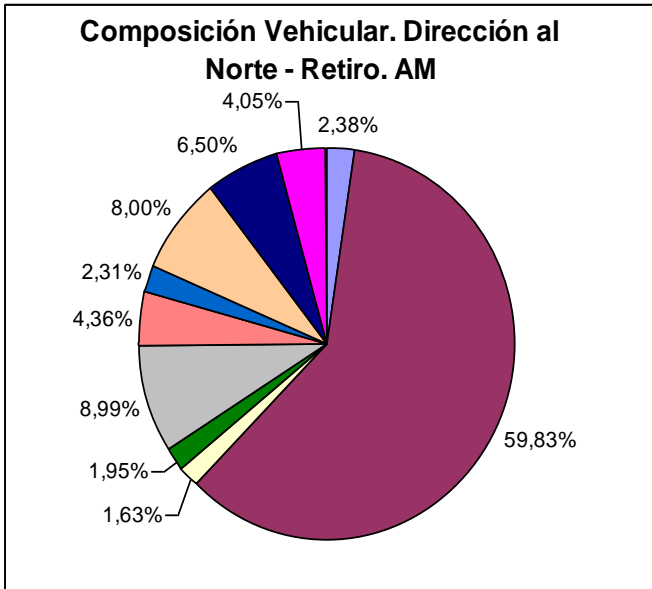
## Dirección Norte – Hacia Retiro

Fecha	Moto	Auto+Pick up+ Utilitario	Bus 2 ejes	Larga Distancia	Camion liviano	Cargas generales		Camion portacontenedor			Volumen Total
						Productos secos	Generales líquidos y combustibles	1. No transporta un contenedor	2. Transporta contenedor	3. Transporta cargas generales pero es apto para llevar contenedores	
15/06/2010	339	6420	279	326	960	996	321	591	900	713	11845
	2,86%	54,20%	2,36%	2,75%	8,10%	8,41%	2,71%	4,99%	7,60%	6,02%	
16/06/2010	304	7738	212	349	1036	914	365	965	946	760	13589
	2,24%	56,94%	1,56%	2,57%	7,62%	6,73%	2,69%	7,10%	6,96%	5,59%	
18/06/2010	319	7697	219	441	1156	705	321	890	1144	642	13534
	2,36%	56,87%	1,62%	3,26%	8,54%	5,21%	2,37%	6,58%	8,45%	4,74%	
23/06/2010	372	7301	247	278	1096	682	312	1091	1076	739	13194
	2,82%	55,34%	1,87%	2,11%	8,31%	5,17%	2,36%	8,27%	8,16%	5,60%	
24/06/2010	324	8986	322	299	1263	792	295	955	1077	580	14893
	2,18%	60,34%	2,16%	2,01%	8,48%	5,32%	1,98%	6,41%	7,23%	3,89%	
25/06/2010	356	8339	252	309	1241	743	304	916	952	562	13974
	2,55%	59,68%	1,80%	2,21%	8,88%	5,32%	2,18%	6,56%	6,81%	4,02%	
28/06/2010	279	7670	206	347	1110	736	219	1111	969	626	13273
	2,10%	57,79%	1,55%	2,61%	8,36%	5,55%	1,65%	8,37%	7,30%	4,72%	
29/06/2010	368	7859	224	310	1200	771	319	1007	974	559	13591
	2,71%	57,83%	1,65%	2,28%	8,83%	5,67%	2,35%	7,41%	7,17%	4,11%	
01/07/2010	323	7377	233	291	1206	724	252	1018	1115	543	13082
	2,47%	56,39%	1,78%	2,22%	9,22%	5,53%	1,93%	7,78%	8,52%	4,15%	
05/07/2010	303	7862	238	355	1298	811	303	1121	1052	504	13847
	2,19%	56,78%	1,72%	2,56%	9,37%	5,86%	2,19%	8,10%	7,60%	3,64%	
<b>TMDH al Norte - Retiro</b>	<b>329</b>	<b>7725</b>	<b>243</b>	<b>331</b>	<b>1157</b>	<b>787</b>	<b>301</b>	<b>967</b>	<b>1021</b>	<b>623</b>	<b>13483</b>
	2,44%	57,29%	1,80%	2,45%	8,58%	5,84%	2,23%	7,17%	7,57%	4,62%	

### Dirección Sur – Hacia La Boca

Fecha	Moto	Auto+Pic kup+ Utilitario	Bus 2 ejes	Larga Distancia	Camion liviano	Cargas generales		Camion portacontenedor			Volumen Total
						Productos secos	Generales liquidos y combustibles	1. No transporta un contenedor	2. Transporta contenedor	3. Transporta cargas generales pero es apto para llevar contenedores	
15/06/2010	268	6422	420	465	1242	613	288	830	773	458	11779
	2,28%	54,52%	3,57%	3,95%	10,54%	5,20%	2,45%	7,05%	6,56%	3,89%	
16/06/2010	310	6844	550	458	1082	721	243	889	856	479	12432
	2,49%	55,05%	4,42%	3,68%	8,70%	5,80%	1,95%	7,15%	6,89%	3,85%	
18/06/2010	312	6612	382	472	1268	898	292	1035	1109	593	12973
	2,40%	50,97%	2,94%	3,64%	9,77%	6,92%	2,25%	7,98%	8,55%	4,57%	
23/06/2010	280	5566	396	432	1044	794	269	893	1130	501	11305
	2,48%	49,23%	3,50%	3,82%	9,23%	7,02%	2,38%	7,90%	10,00%	4,43%	
24/06/2010	394	7189	631	432	1219	863	282	915	956	528	13409
	2,94%	53,61%	4,71%	3,22%	9,09%	6,44%	2,10%	6,82%	7,13%	3,94%	
25/06/2010	344	6614	340	399	1071	655	233	917	996	287	11856
	2,90%	55,79%	2,87%	3,37%	9,03%	5,52%	1,97%	7,73%	8,40%	2,42%	
28/06/2010	316	6482	330	421	993	697	213	984	944	555	11935
	2,65%	54,31%	2,76%	3,53%	8,32%	5,84%	1,78%	8,24%	7,91%	4,65%	
29/06/2010	339	5817	344	394	1069	822	285	938	876	543	11427
	2,97%	50,91%	3,01%	3,45%	9,36%	7,19%	2,49%	8,21%	7,67%	4,75%	
01/07/2010	309	6449	374	374	1056	757	264	1029	1057	525	12194
	2,53%	52,89%	3,07%	3,07%	8,66%	6,21%	2,16%	8,44%	8,67%	4,31%	
05/07/2010	242	6317	351	379	1074	657	265	901	1034	531	11751
	2,06%	53,76%	2,99%	3,23%	9,14%	5,59%	2,26%	7,67%	8,80%	4,52%	
<b>TMDH al Sur - La Boca</b>	<b>311</b>	<b>6431</b>	<b>412</b>	<b>423</b>	<b>1112</b>	<b>748</b>	<b>263</b>	<b>933</b>	<b>973</b>	<b>500</b>	<b>12105</b>
	<b>2,57%</b>	<b>53,13%</b>	<b>3,40%</b>	<b>3,49%</b>	<b>9,18%</b>	<b>6,18%</b>	<b>2,18%</b>	<b>7,71%</b>	<b>8,04%</b>	<b>4,13%</b>	

### Composición Vehicular

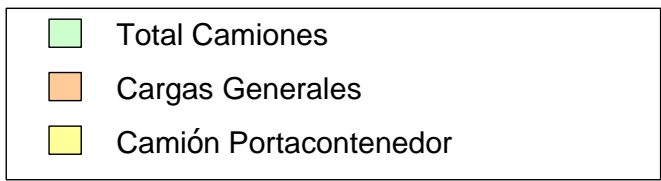
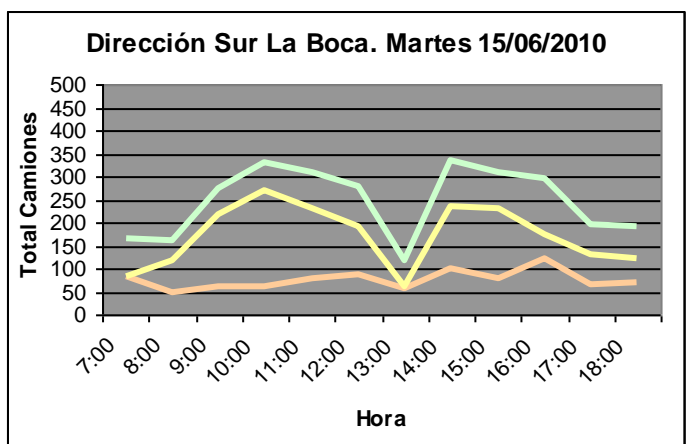
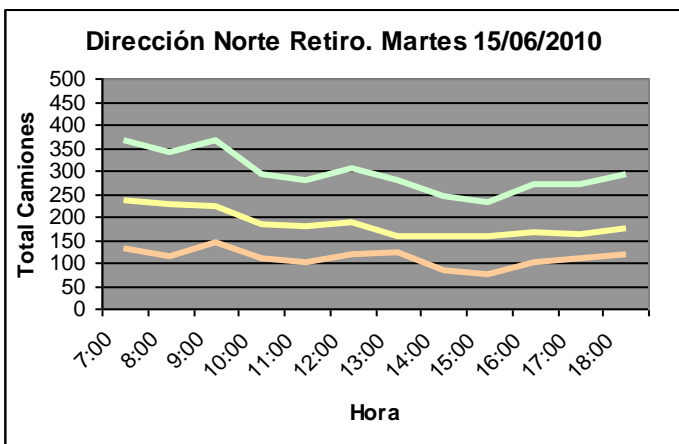
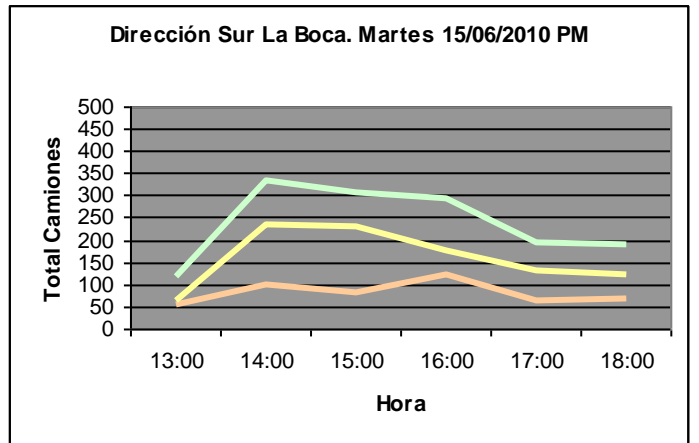
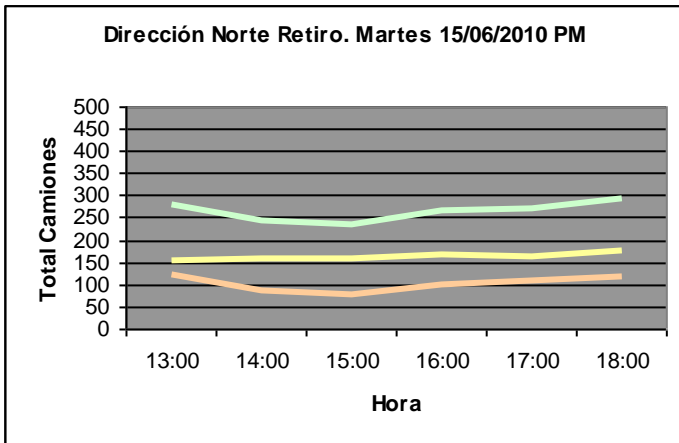
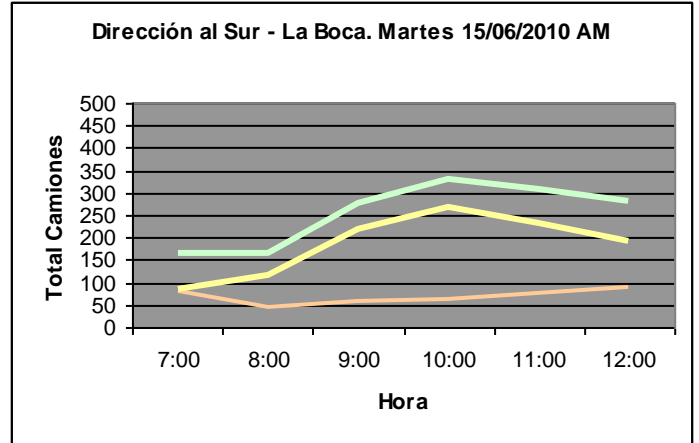
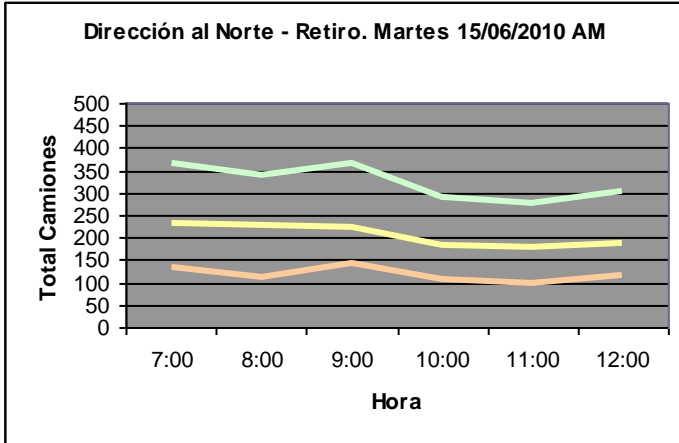


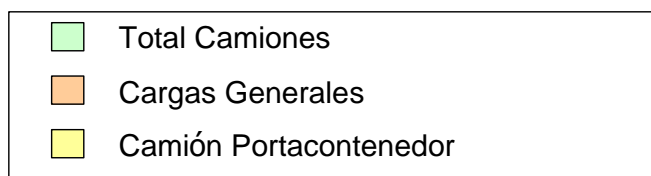
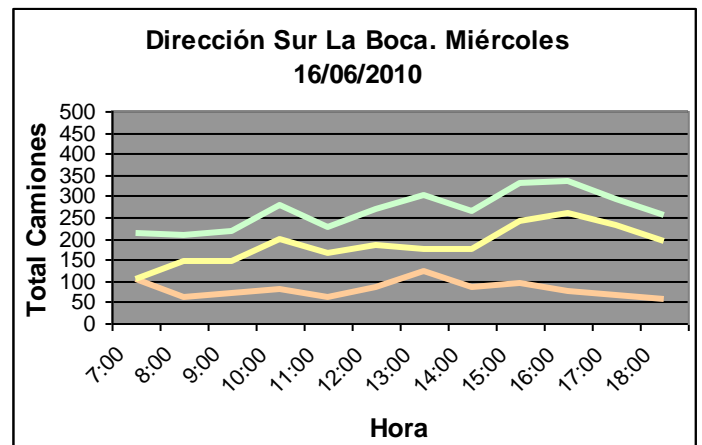
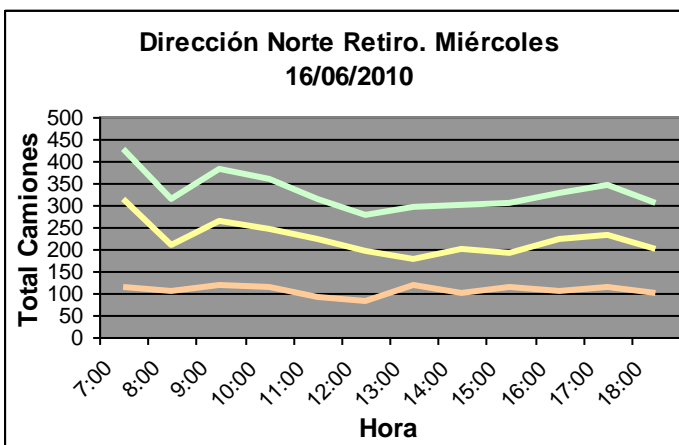
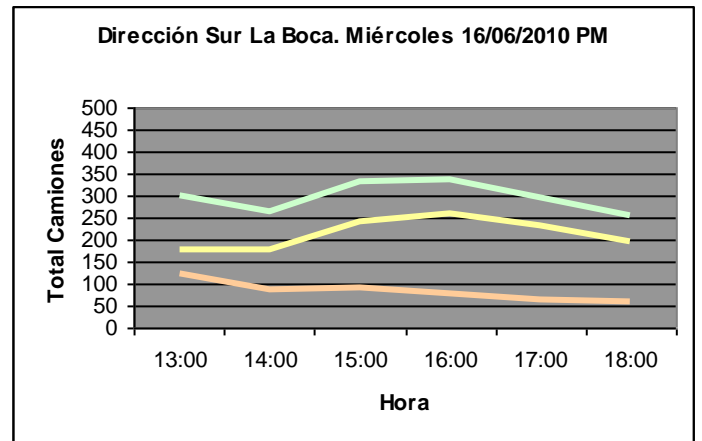
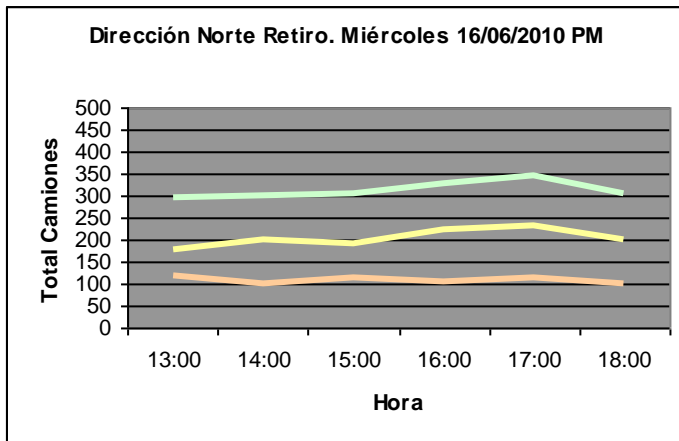
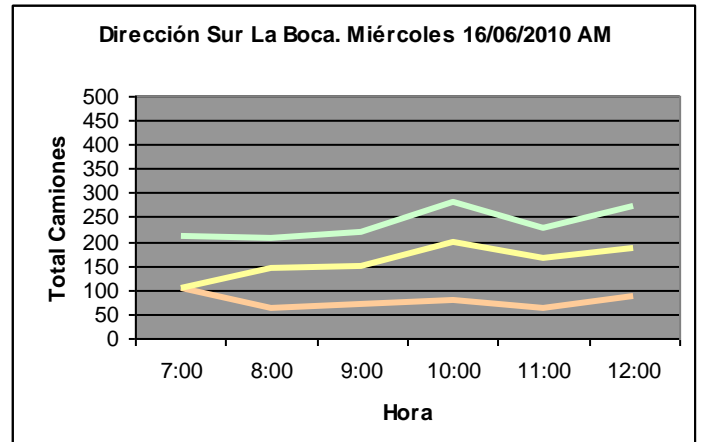
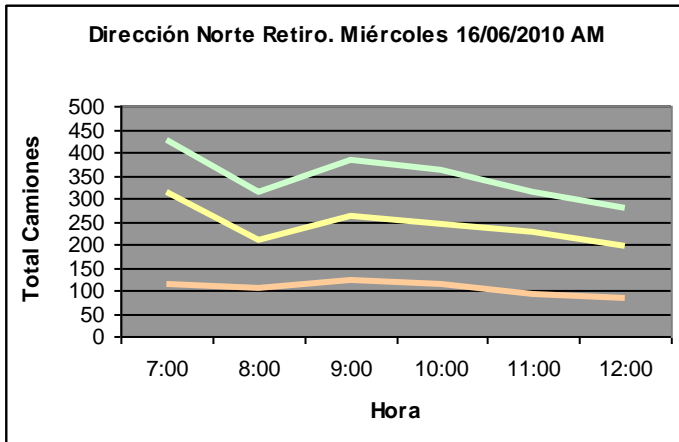
En los gráficos anteriores se observa *la composición del flujo vehicular que circula por la Av. Huergo. Se destaca, que los cuatro gráficos, presentan el mismo orden de composición vehicular, es decir, que la variación porcentual de la composición del tránsito es estable en ambas franjas horarias y en ambos sentidos de circulación.*

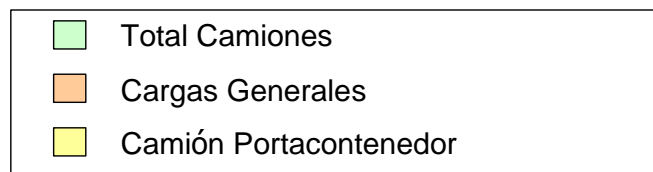
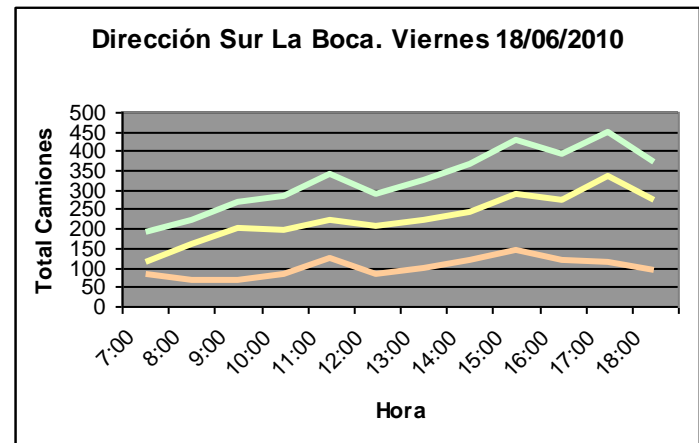
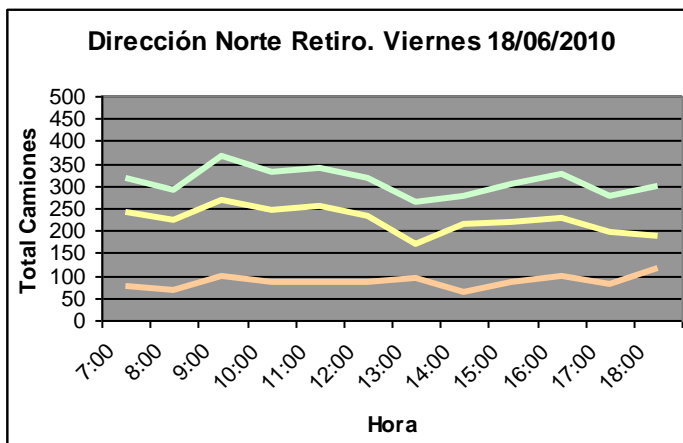
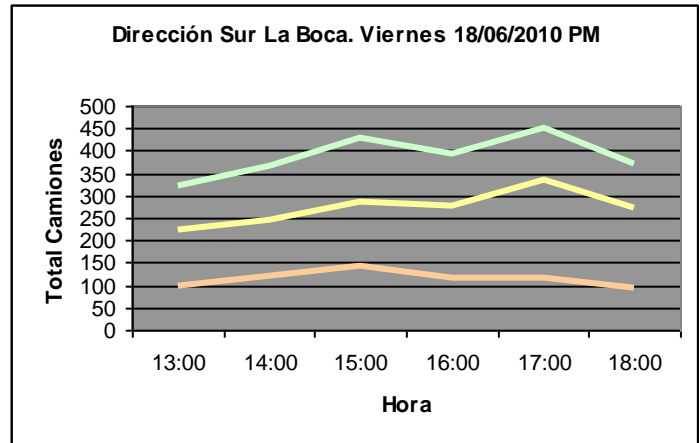
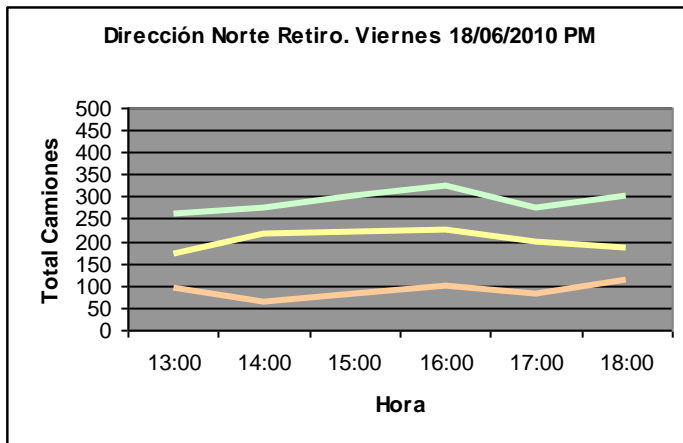
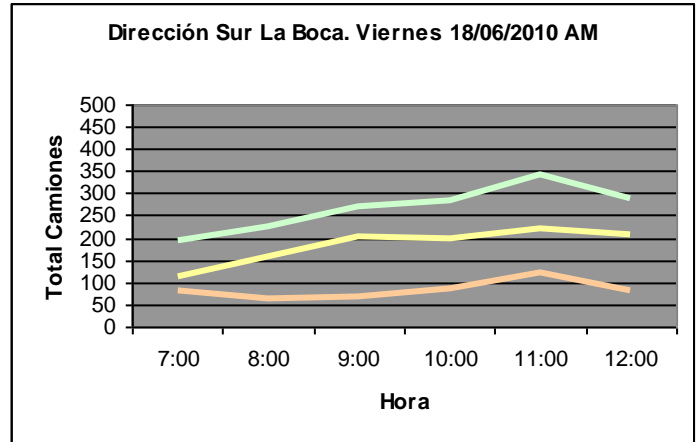
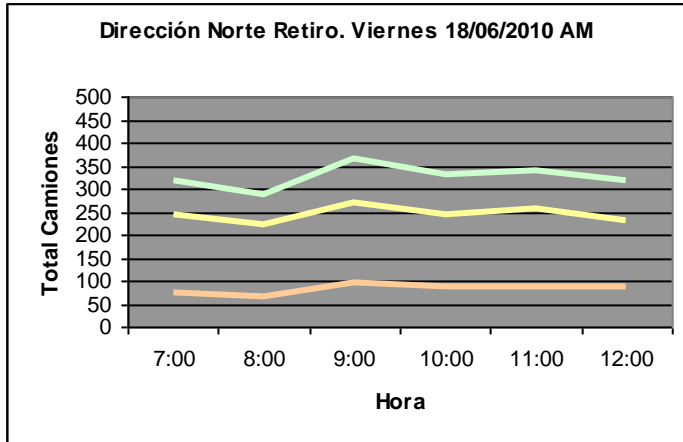
Se observa un alto porcentaje de vehículos livianos (autos + utilitarios + pick up), del orden del 55,5 %, que se presenta como el mayor volumen dentro de la corriente vehicular. Los camiones pesados que transportan carga (Productos Secos, Generales líquidos y combustibles, camiones portacontenedores), representan aproximadamente un 25 % de la composición vehicular total por la mañana y un 30% por la tarde, y se presenta como el segundo grupo en cantidad de vehículos que circula por la Avenida. La participación de los demás modos, es baja con respecto a los grupos mencionados, encontrándose el grupo de buses de corta y larga distancia con un porcentaje del 5 – 10% como el más destacado.

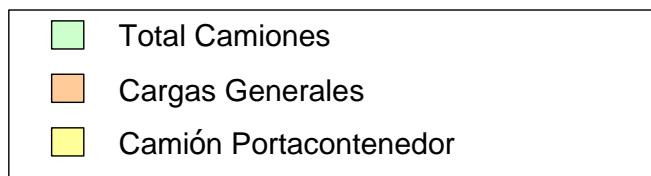
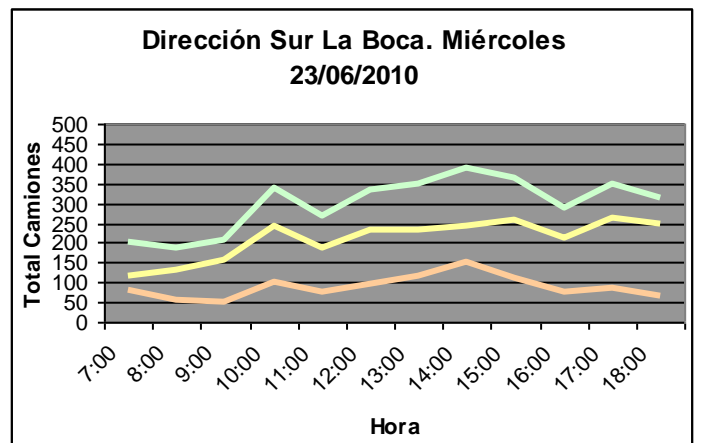
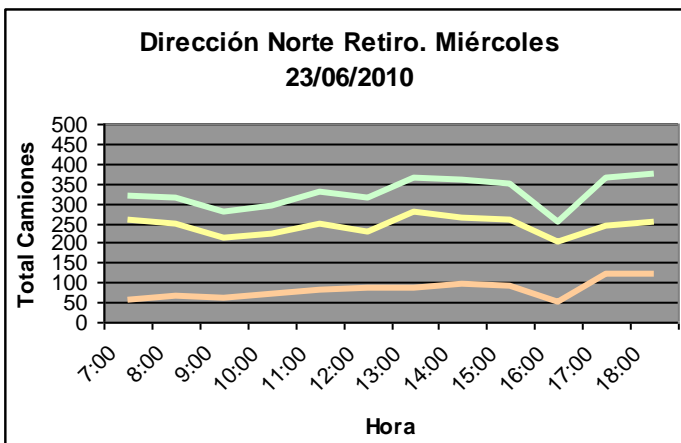
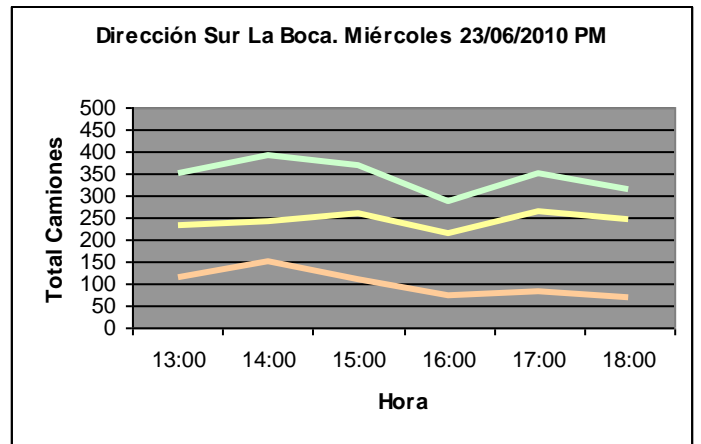
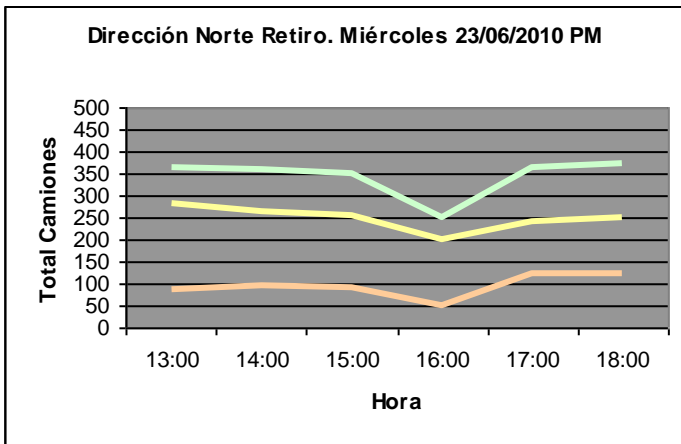
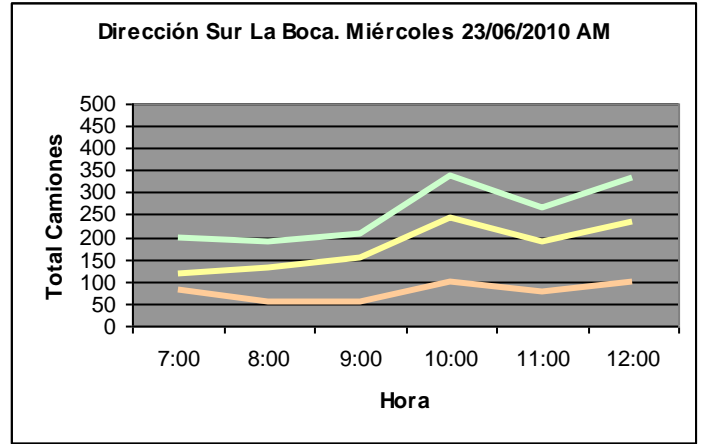
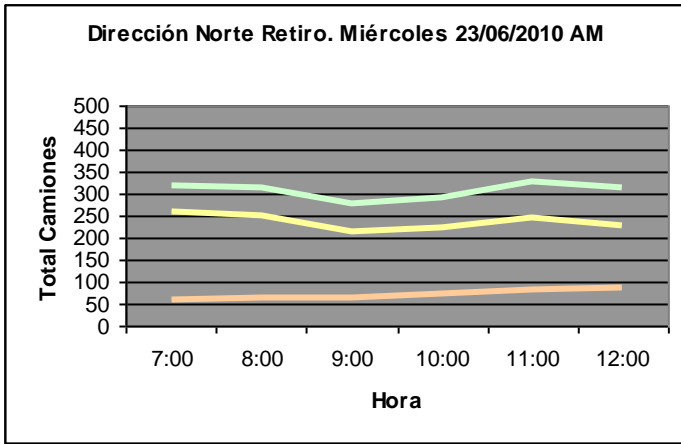
Sentido	Fecha	Descripción	Cargas generales		Camion portacontenedor			Volumen Total
			Productos secos	Generales líquidos y combustibles	1. No transporta un contenedor	2. Transporta contenedor	3. Transporta cargas generales pero es apto para llevar contenedores	
Direccion Norte Retiro	15/06/2010	Volumen	974	321	591	900	713	3499
		composicion	27,84%	9,17%	16,89%	25,72%	20,38%	
Direccion Sur La Boca	15/06/2010	Volumen	594	288	830	773	458	2943
		composicion	20,18%	9,79%	28,20%	26,27%	15,56%	
Direccion Norte Retiro	16/06/2010	Volumen	914	385	965	946	760	3950
		composicion	23,14%	9,24%	24,43%	23,95%	19,24%	
Direccion Sur La Boca	16/06/2010	Volumen	721	243	889	856	479	3188
		composicion	22,62%	7,62%	27,89%	26,85%	15,03%	
Direccion Norte Retiro	18/06/2010	Volumen	705	321	890	1144	642	3702
		composicion	19,04%	8,67%	24,04%	30,90%	17,34%	
Direccion Sur La Boca	18/06/2010	Volumen	898	292	1035	1109	593	3927
		composicion	22,87%	9,16%	32,47%	34,79%	18,60%	
Direccion Norte Retiro	23/06/2010	Volumen	682	312	1091	1076	739	3900
		composicion	17,49%	8,00%	27,97%	27,59%	18,95%	
Direccion Sur La Boca	23/06/2010	Volumen	794	269	893	1130	501	3587
		composicion	22,14%	7,50%	24,90%	31,50%	13,97%	
Direccion Norte Retiro	24/06/2010	Volumen	792	295	955	1077	580	3699
		composicion	21,41%	7,98%	25,82%	29,12%	15,68%	
Direccion Sur La Boca	24/06/2010	Volumen	863	282	915	956	528	3544
		composicion	24,35%	7,96%	25,82%	26,98%	14,90%	
Direccion Norte Retiro	25/06/2010	Volumen	743	304	916	952	562	3477
		composicion	21,37%	8,74%	26,34%	27,38%	16,16%	
Direccion Sur La Boca	25/06/2010	Volumen	655	233	917	996	287	3088
		composicion	21,21%	7,55%	29,70%	32,25%	9,29%	
Direccion Norte Retiro	28/06/2010	Volumen	736	219	1111	969	626	3661
		composicion	20,10%	5,98%	30,35%	26,47%	17,10%	
Direccion Sur La Boca	28/06/2010	Volumen	697	213	984	944	555	3393
		composicion	20,54%	6,28%	29,00%	27,82%	16,36%	
Direccion Norte Retiro	29/06/2010	Volumen	771	319	1007	974	559	3630
		composicion	21,24%	8,79%	27,74%	26,83%	15,40%	
Direccion Sur La Boca	29/06/2010	Volumen	822	285	938	876	543	3464
		composicion	23,73%	8,23%	27,08%	25,29%	15,68%	
Direccion Norte Retiro	01/07/2010	Volumen	724	252	1018	1115	543	3652
		composicion	19,82%	6,90%	27,88%	30,53%	14,87%	
Direccion Sur La Boca	01/07/2010	Volumen	757	264	1029	1057	525	3632
		composicion	20,84%	7,27%	28,33%	29,10%	14,45%	
Direccion Norte Retiro	05/07/2010	Volumen	811	303	1121	1052	504	3791
		composicion	21,39%	7,99%	29,57%	27,75%	13,29%	
Direccion Sur La Boca	05/07/2010	Volumen	657	265	901	1034	531	3388
		composicion	19,39%	7,82%	26,59%	30,52%	15,67%	
TMDH al Norte - Retiro		Volumen	785	301	967	1021	623	3696
		%	21,24%	8,15%	26,15%	27,61%	16,85%	
TMDH al Sur - La Boca		Volumen	746	263	933	973	500	3415
		%	21,84%	7,71%	27,32%	28,49%	14,64%	

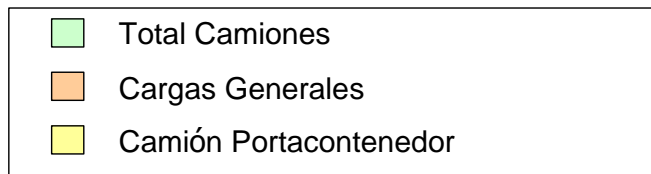
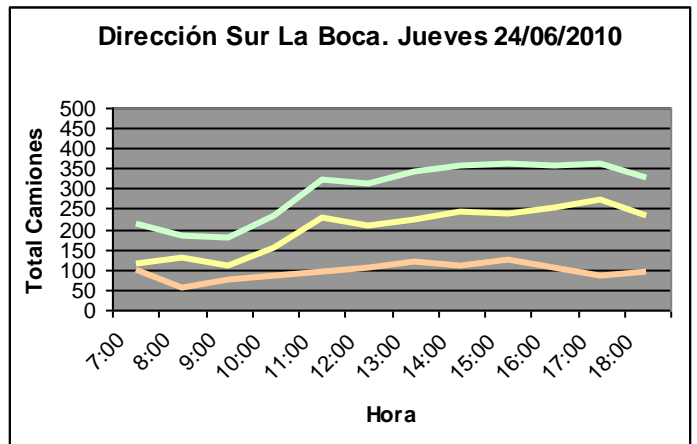
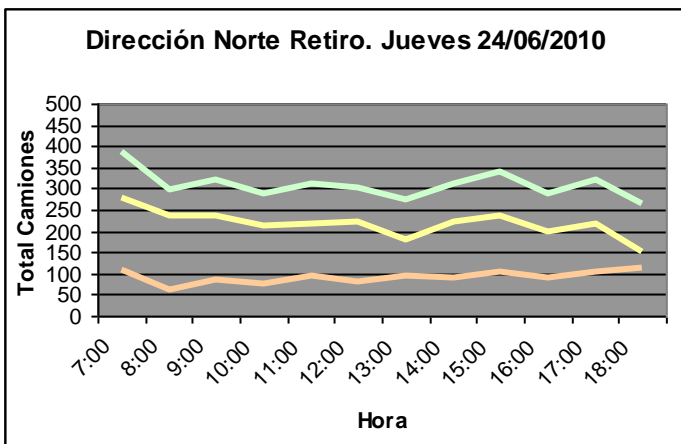
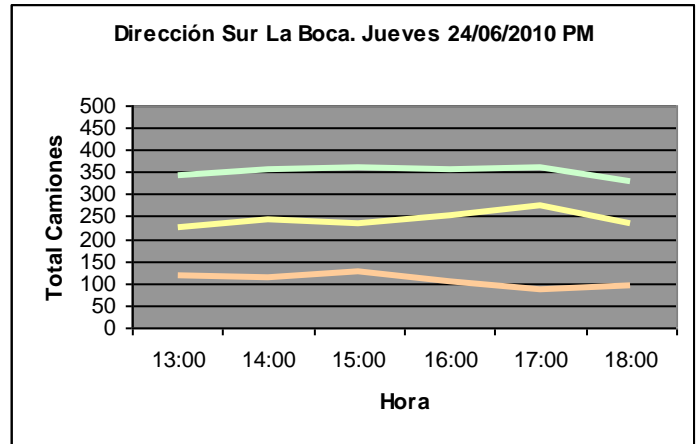
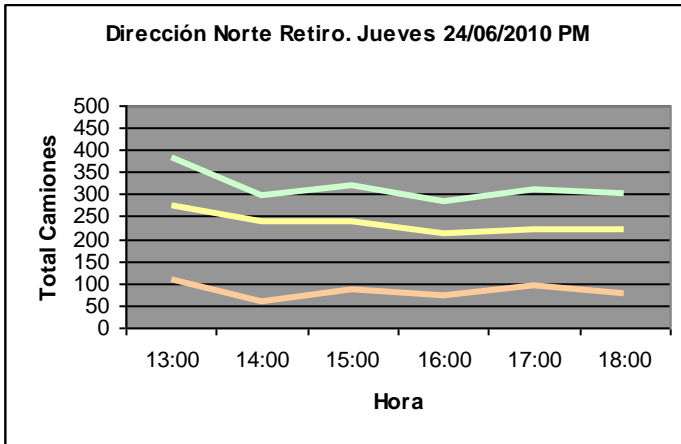
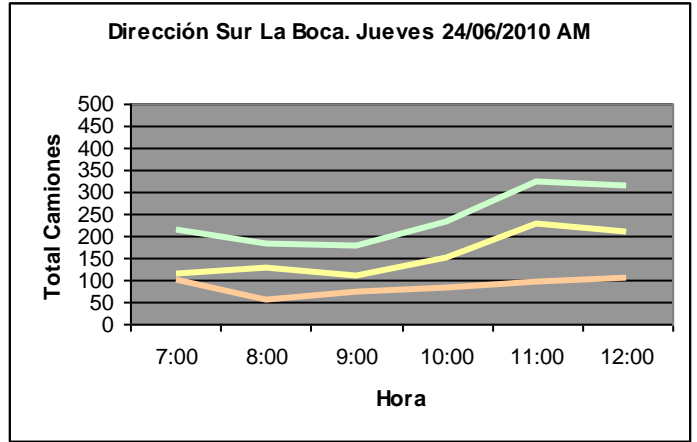
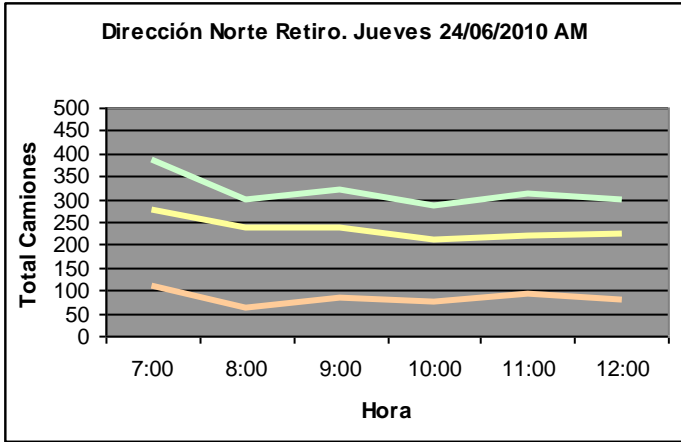


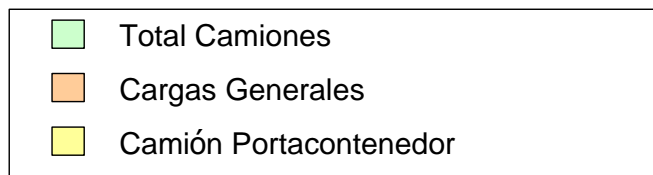
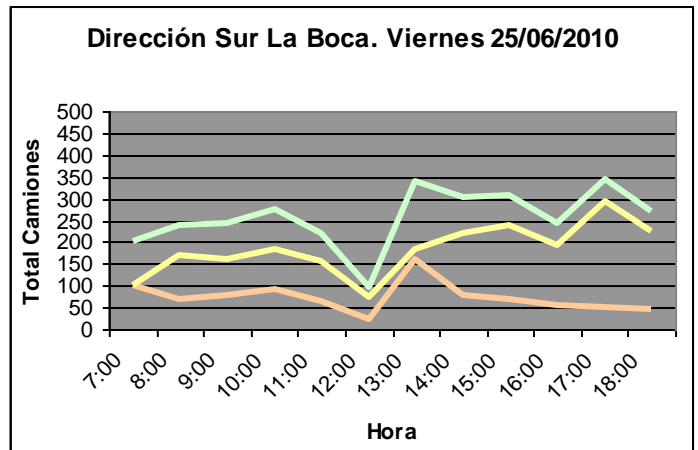
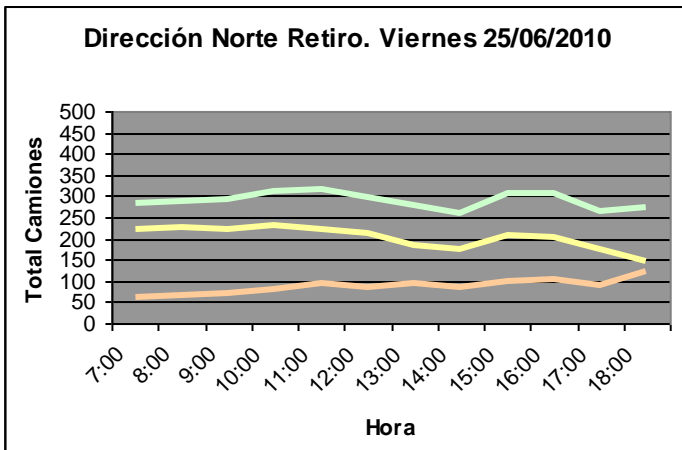
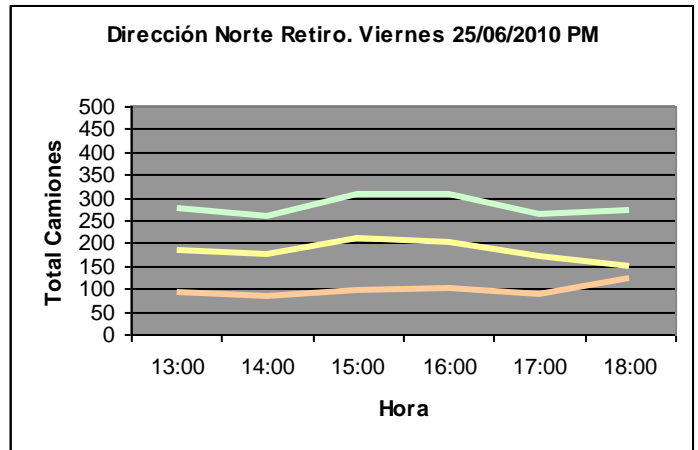
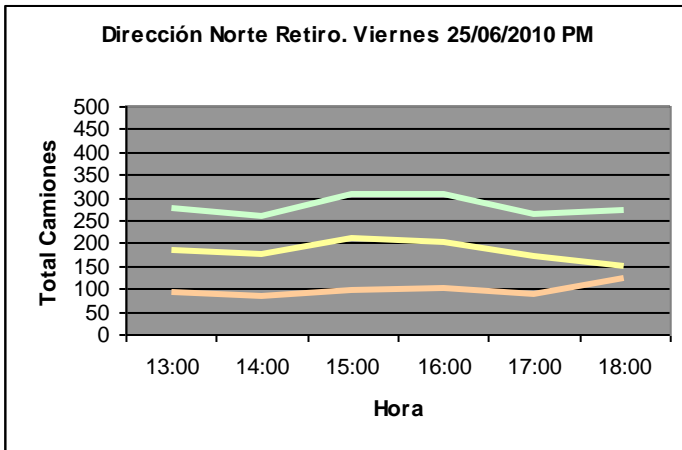
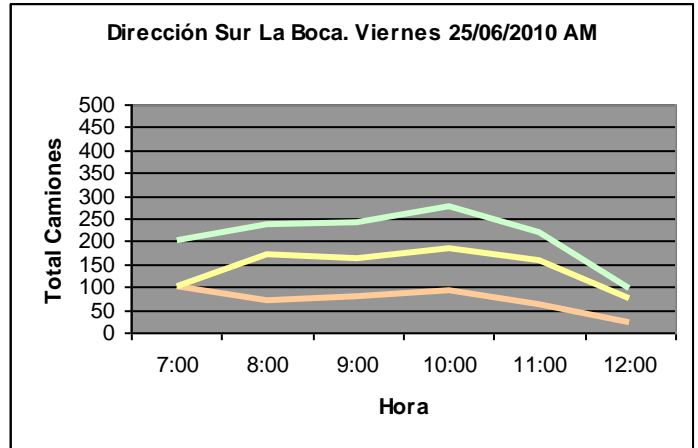
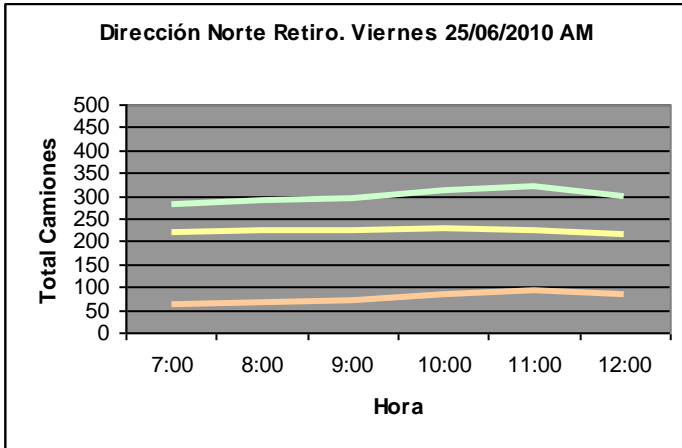


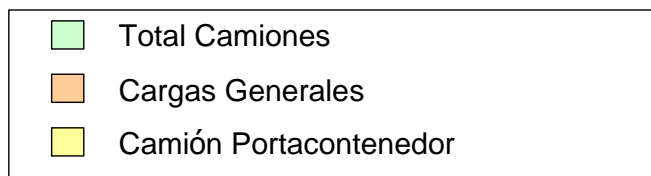
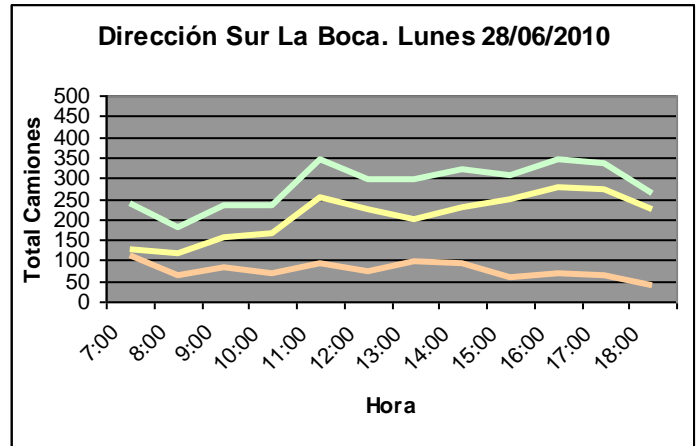
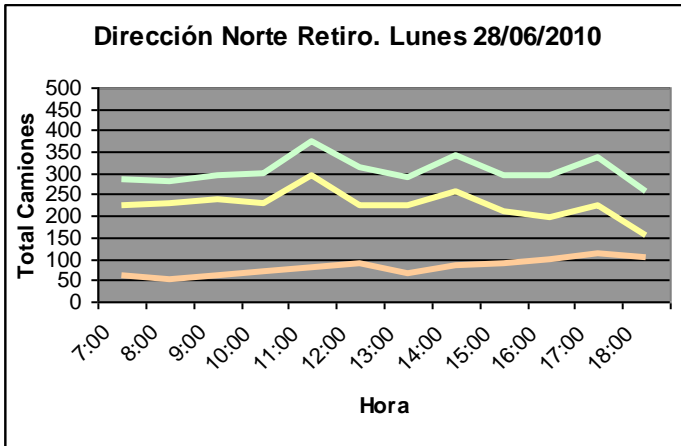
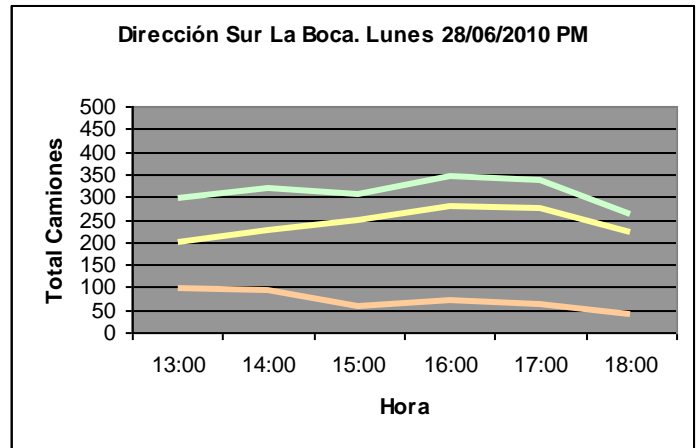
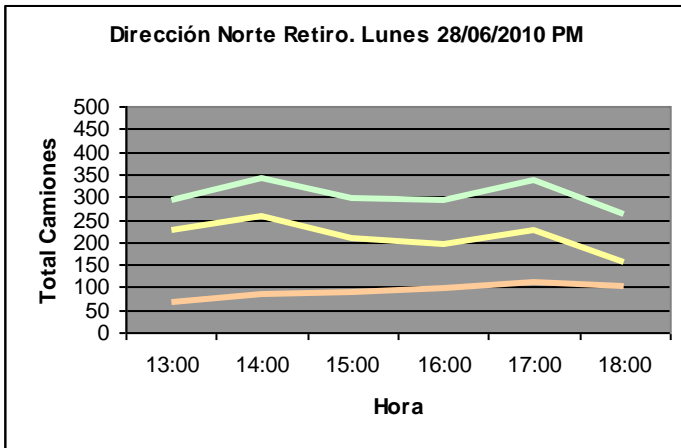
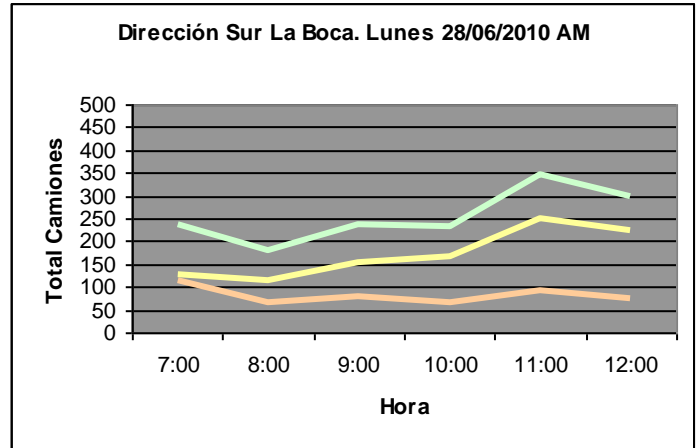
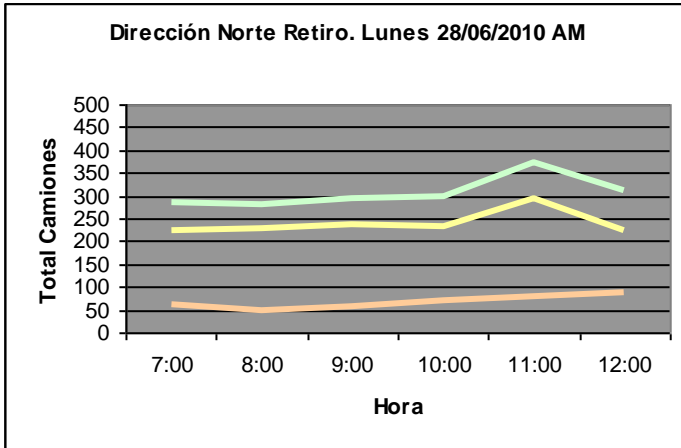


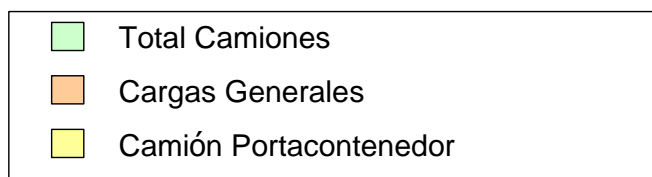
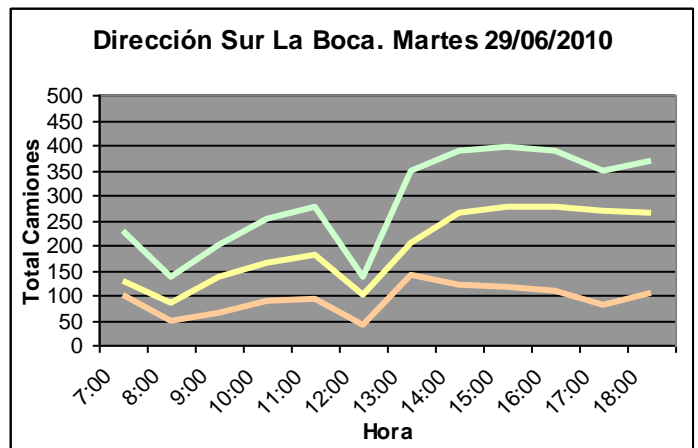
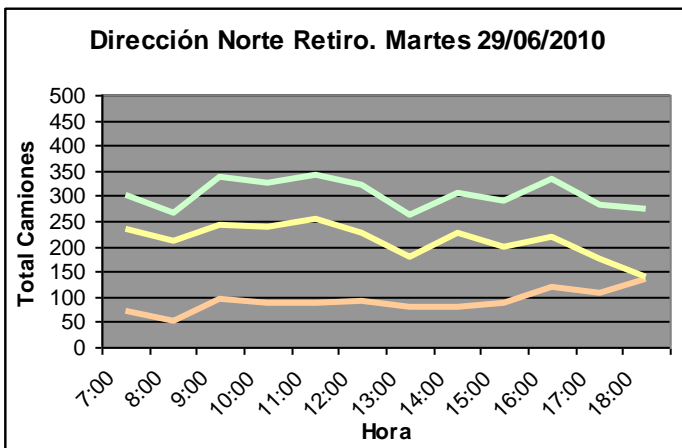
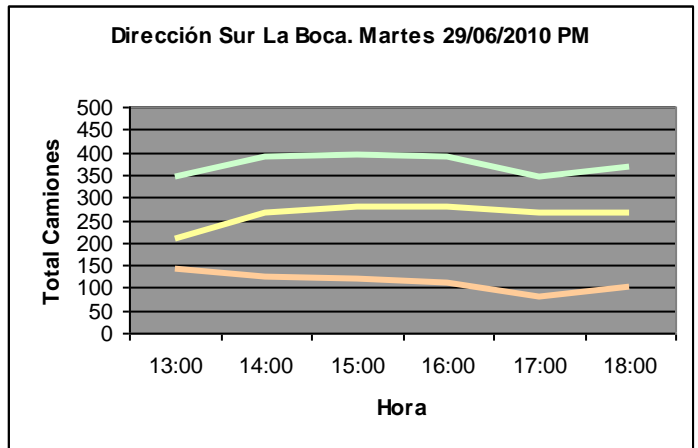
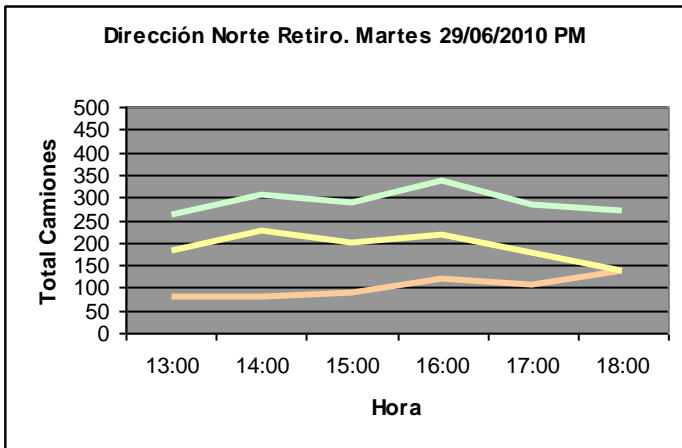
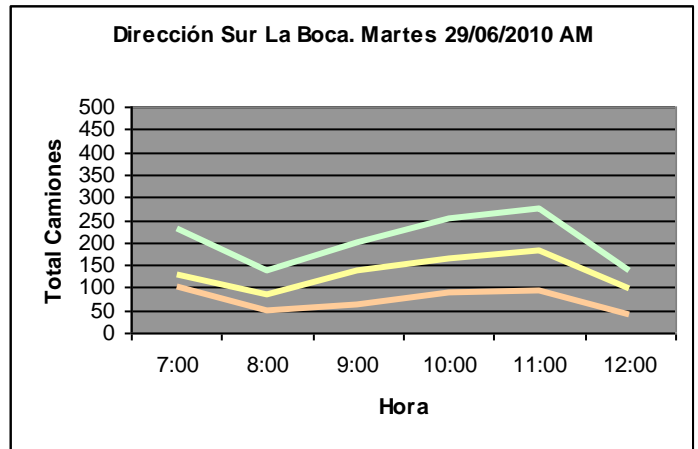
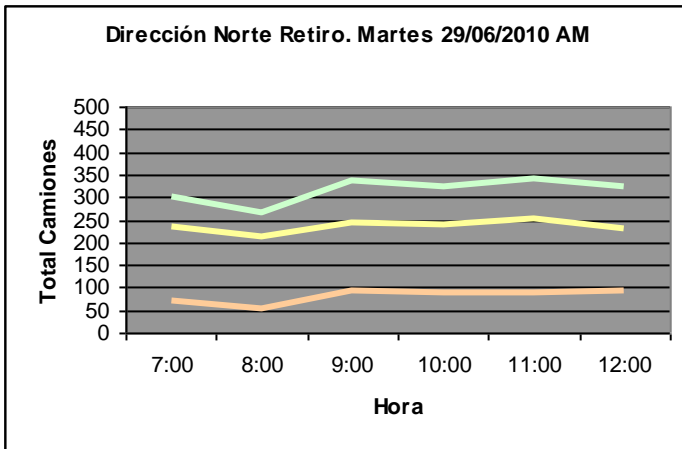




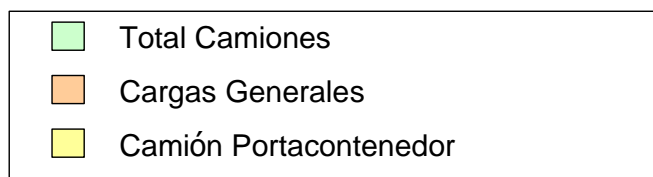
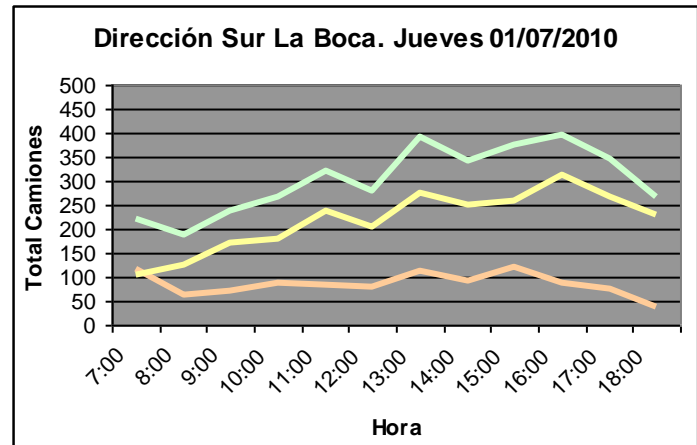
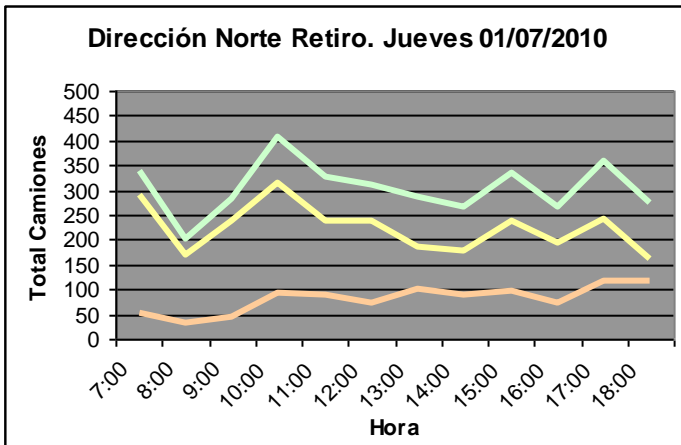
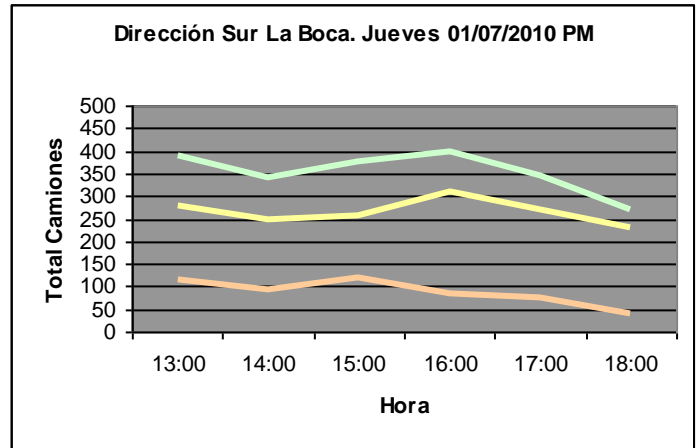
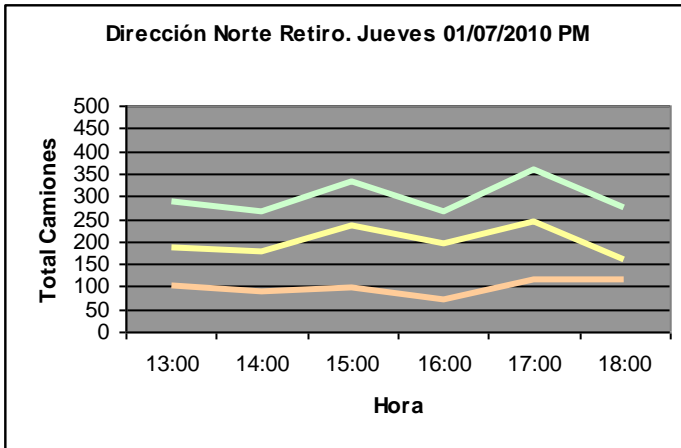
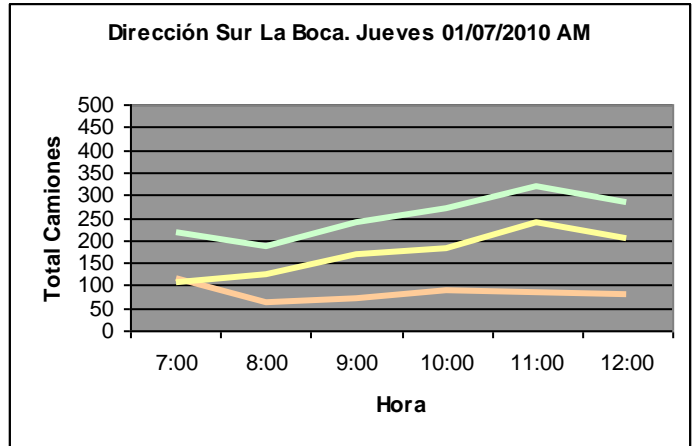
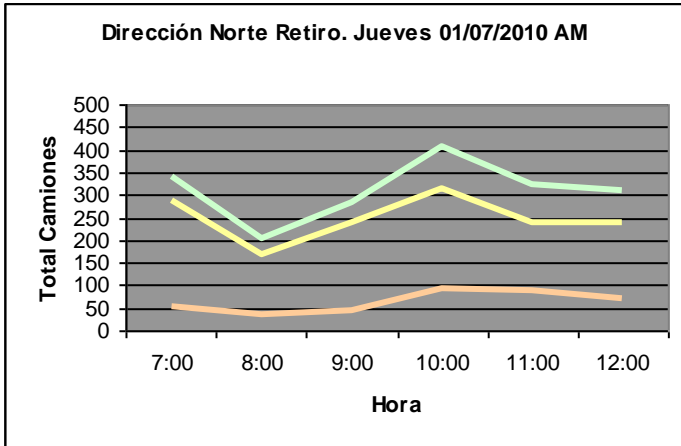


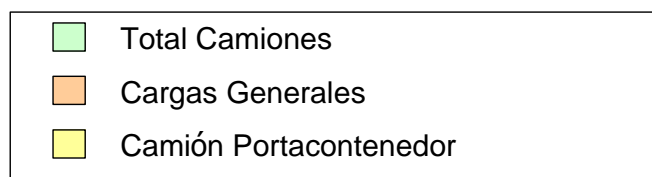
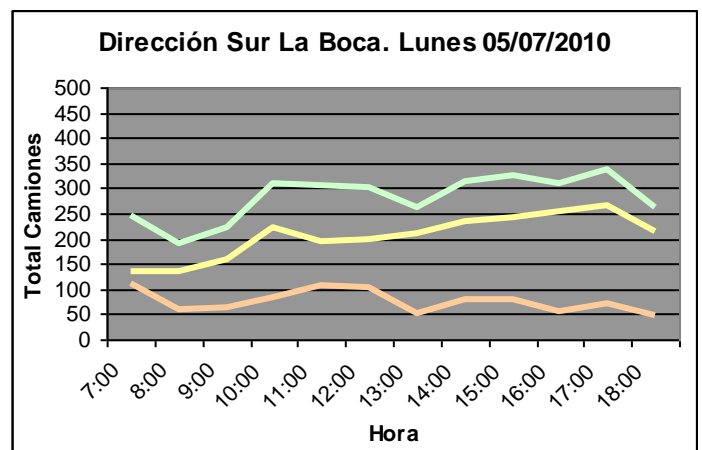
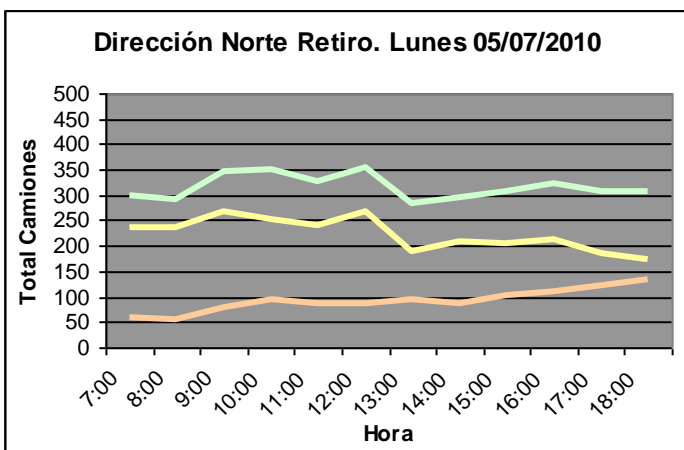
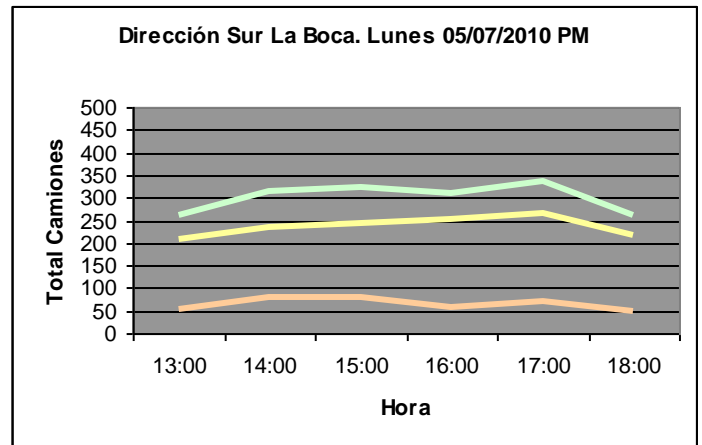
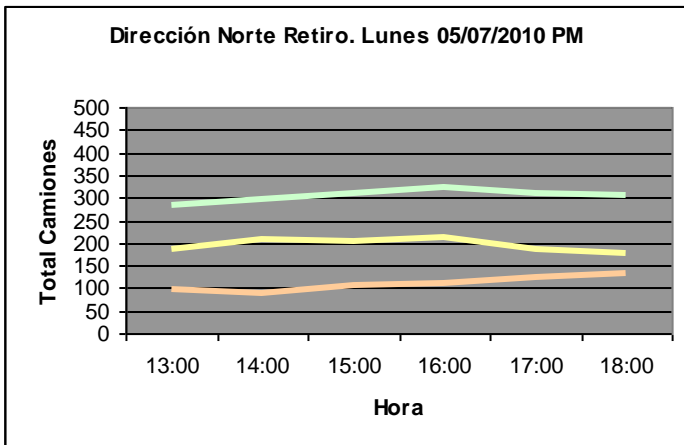
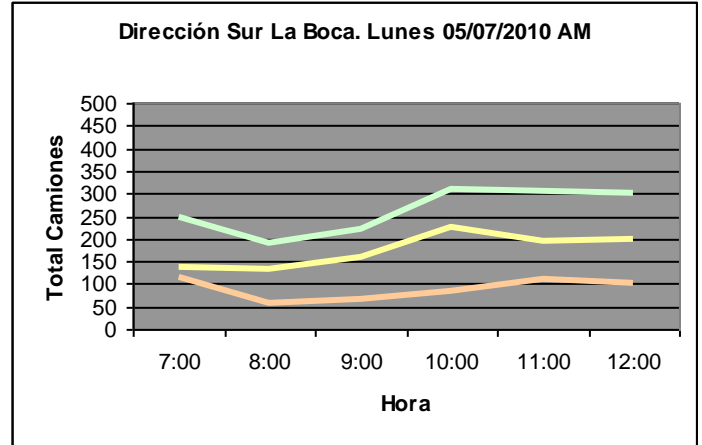
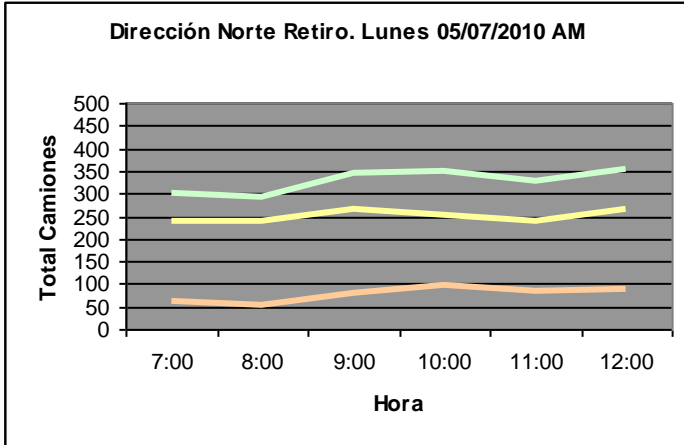





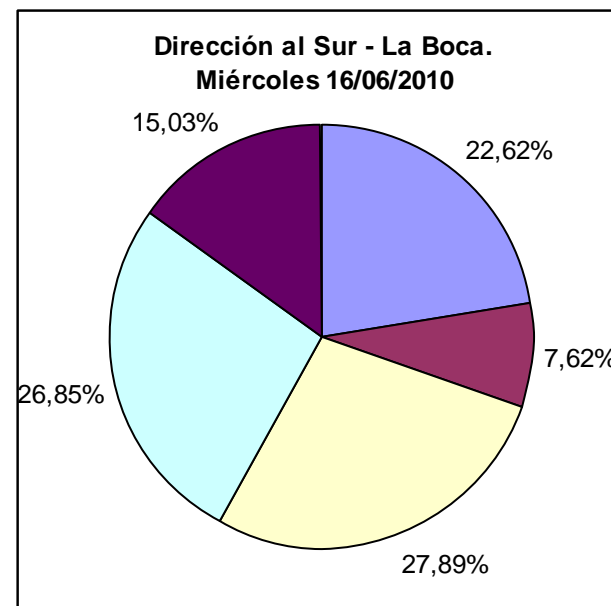
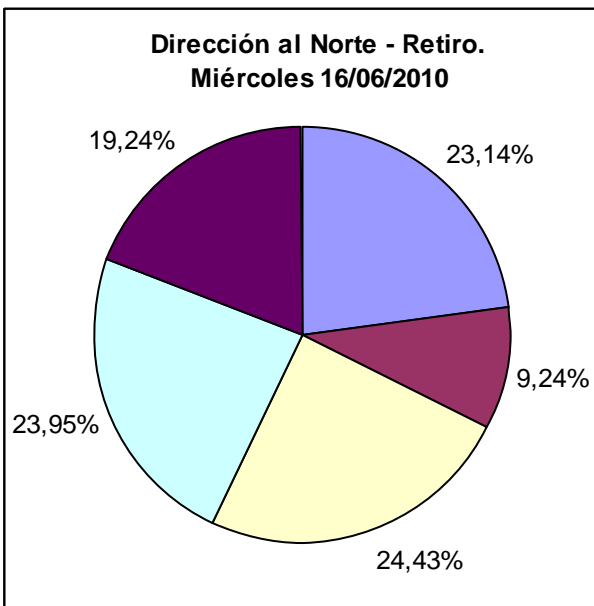
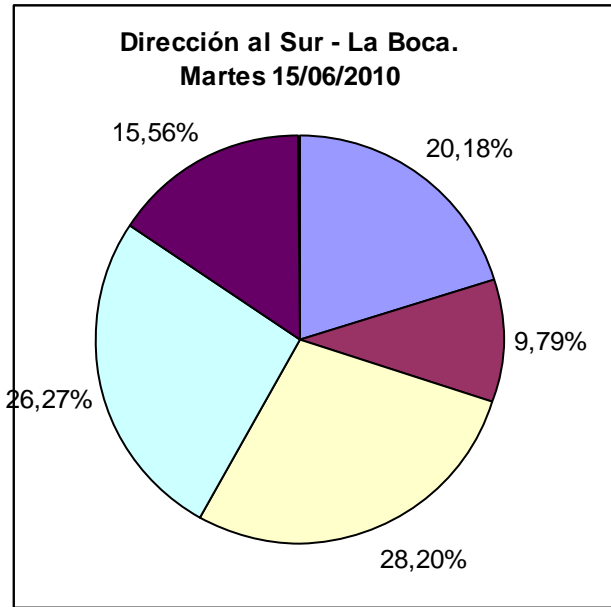
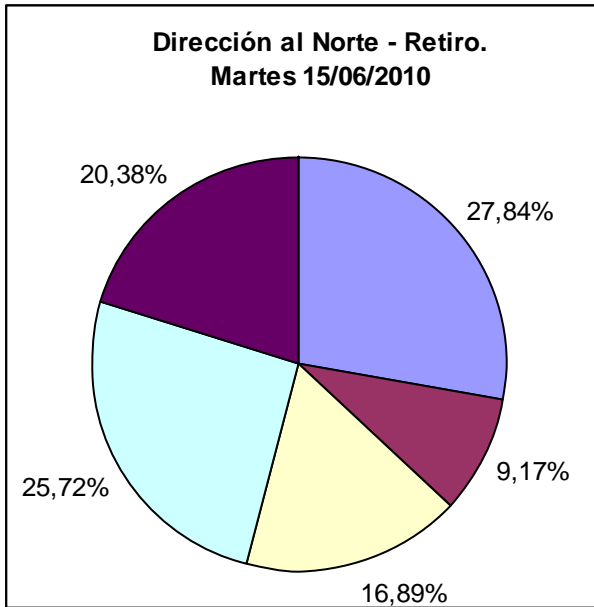


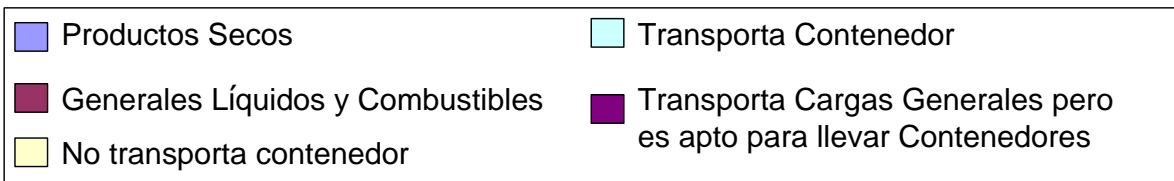
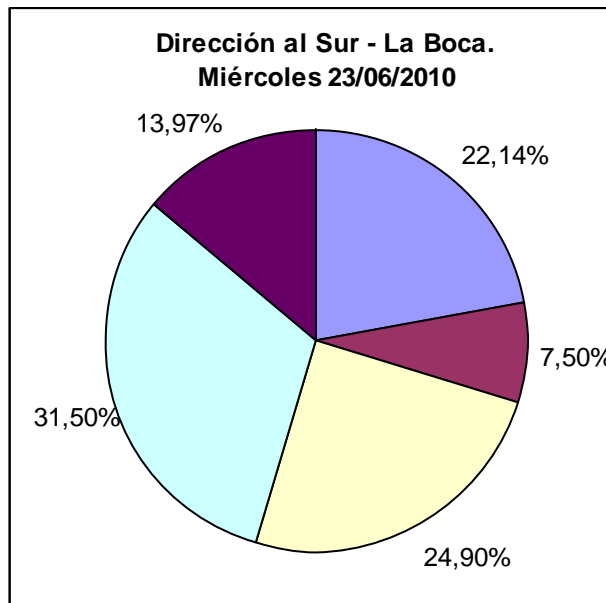
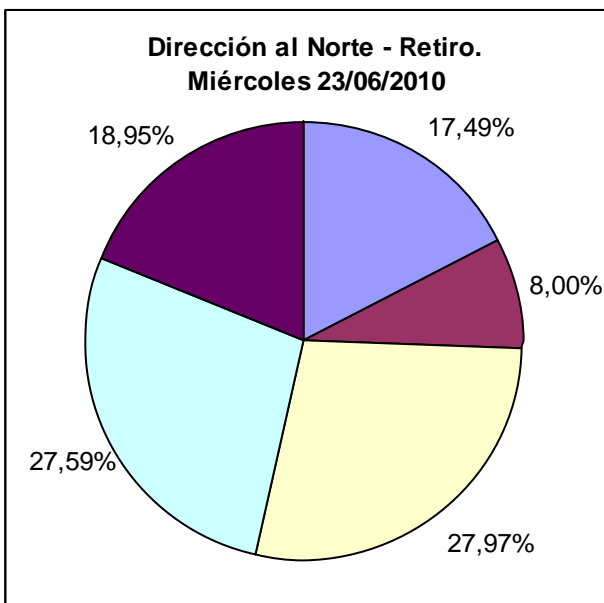
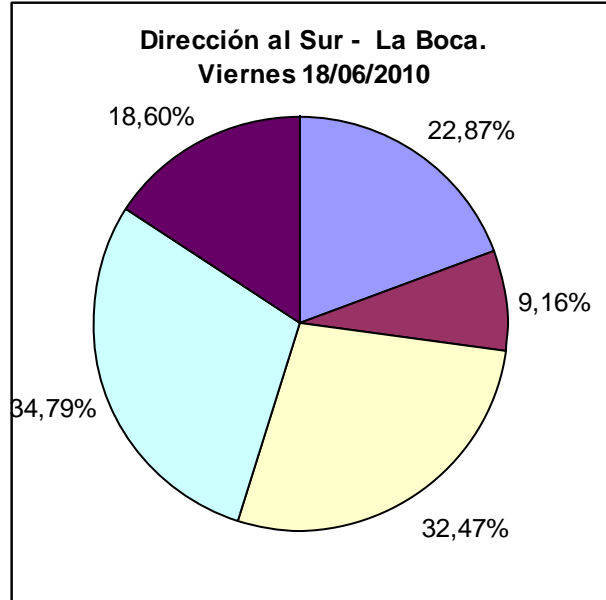
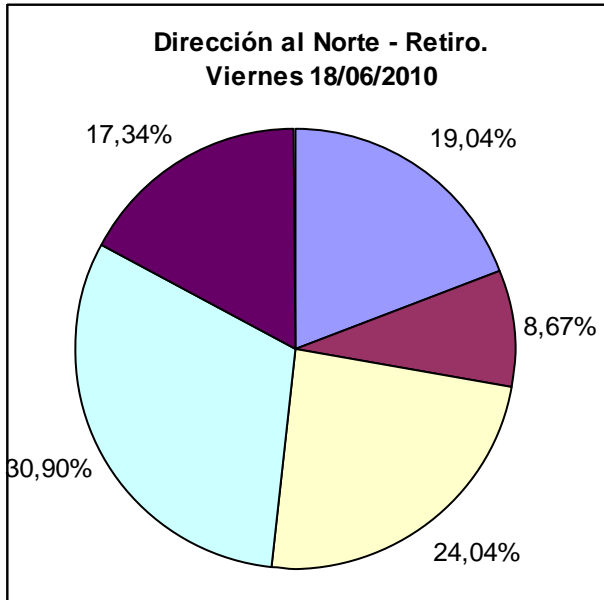


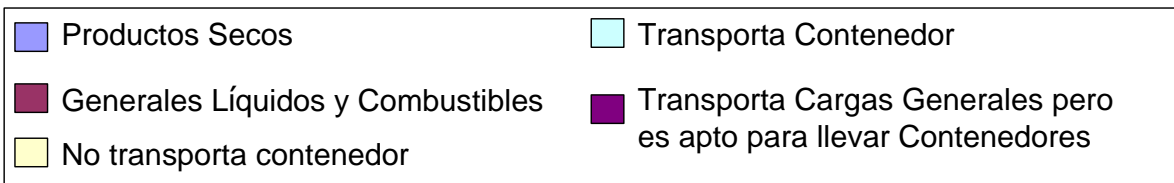
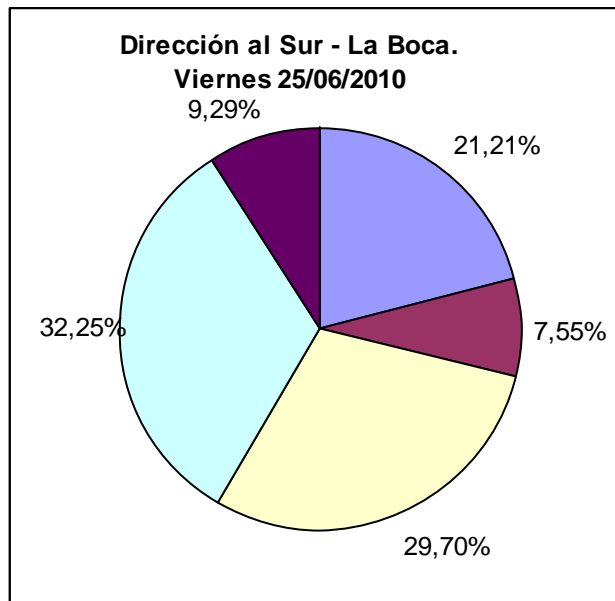
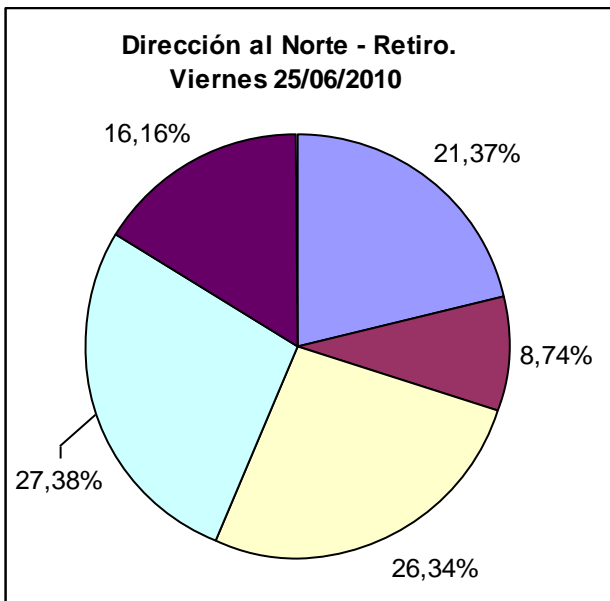
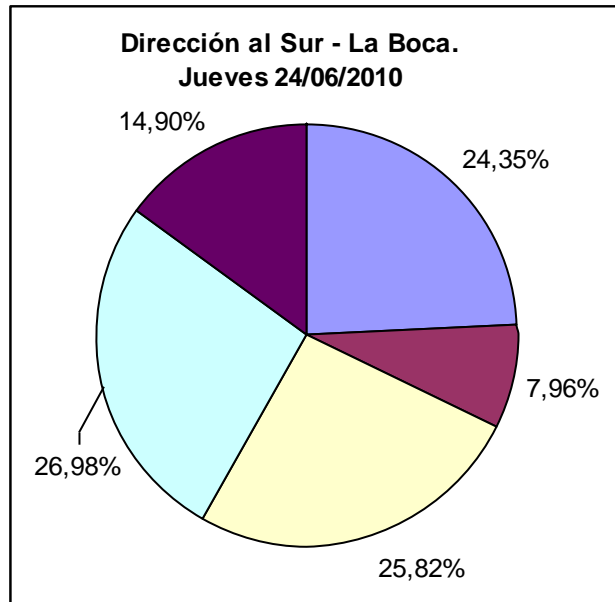
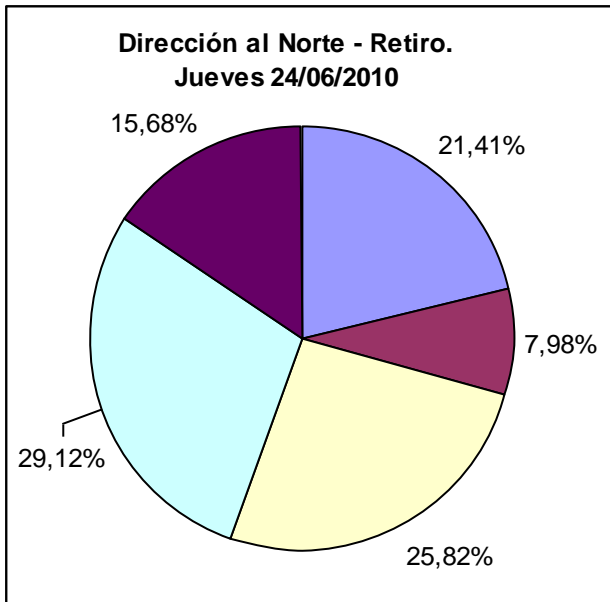


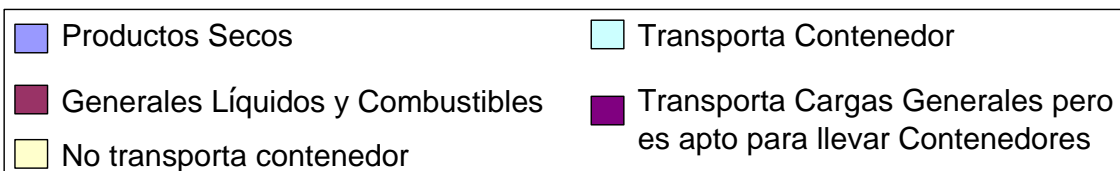
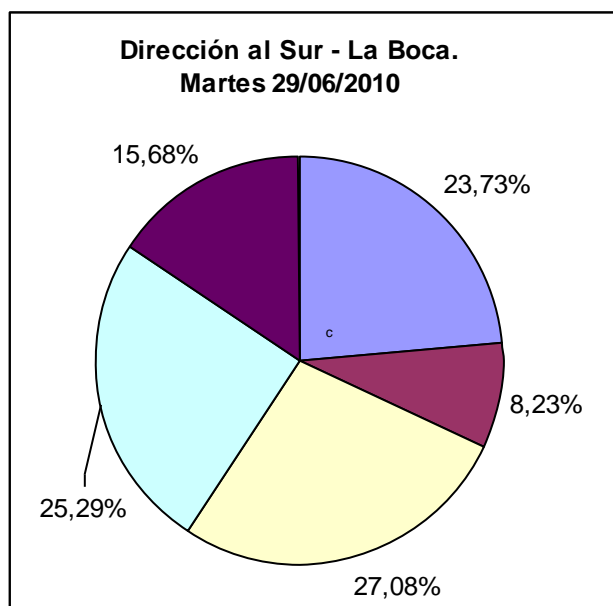
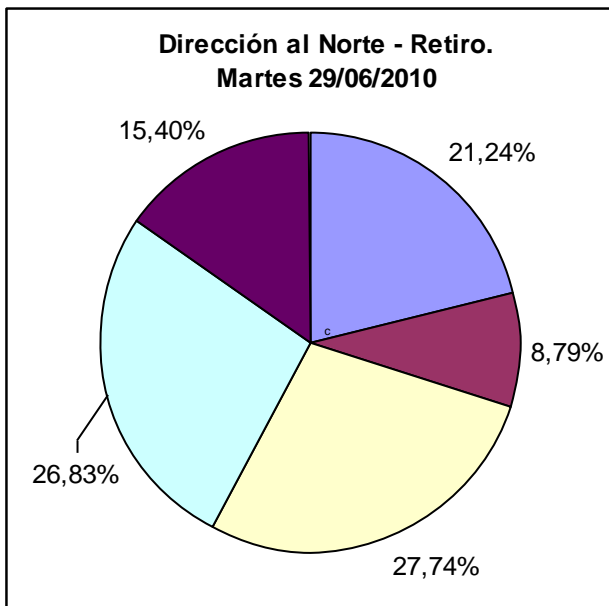
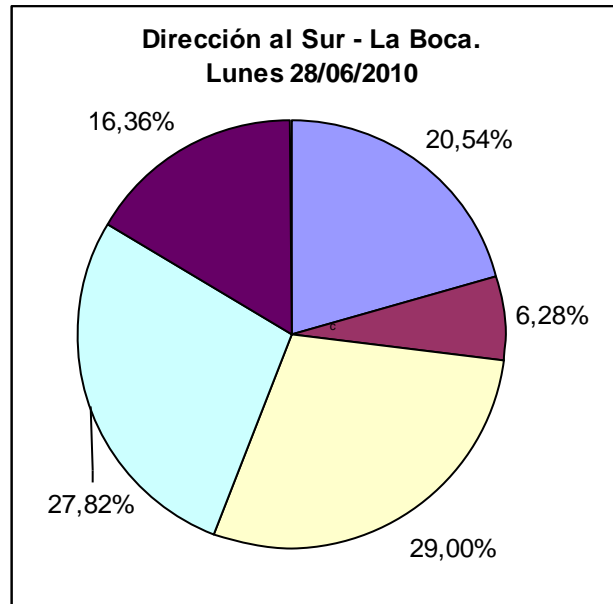
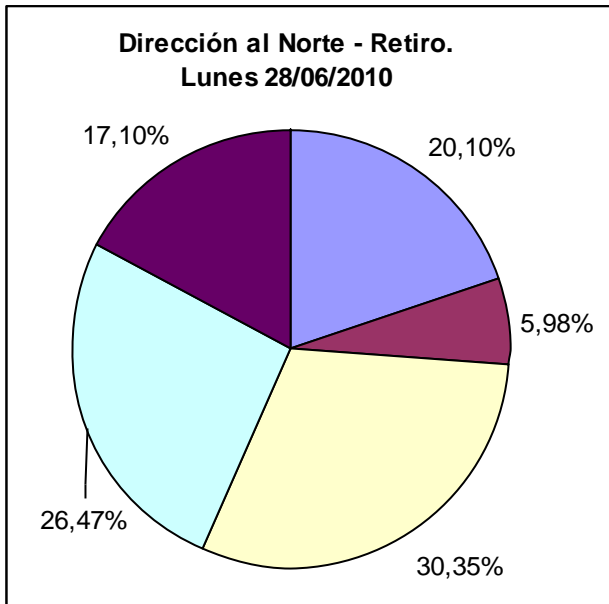


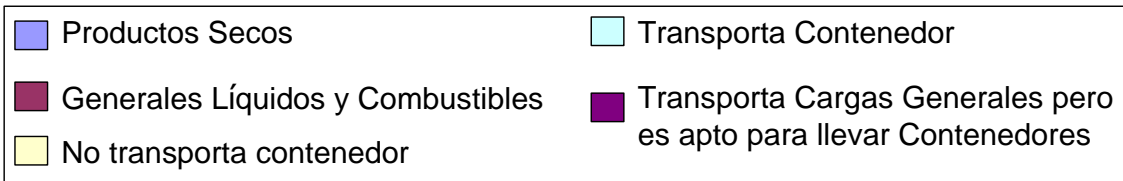
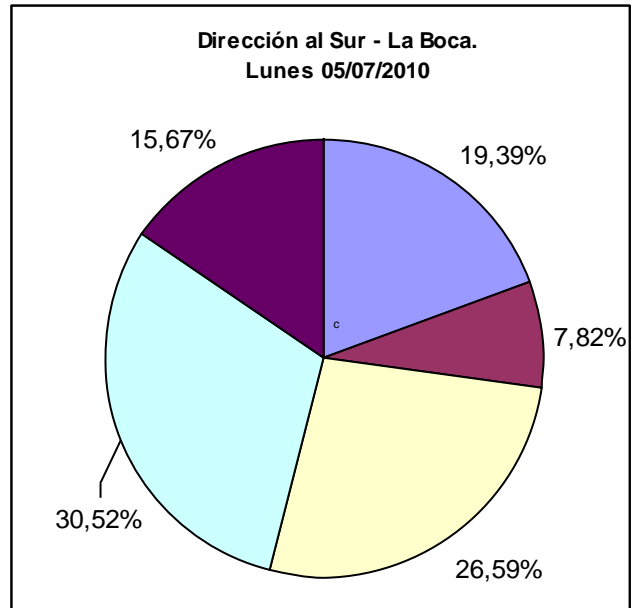
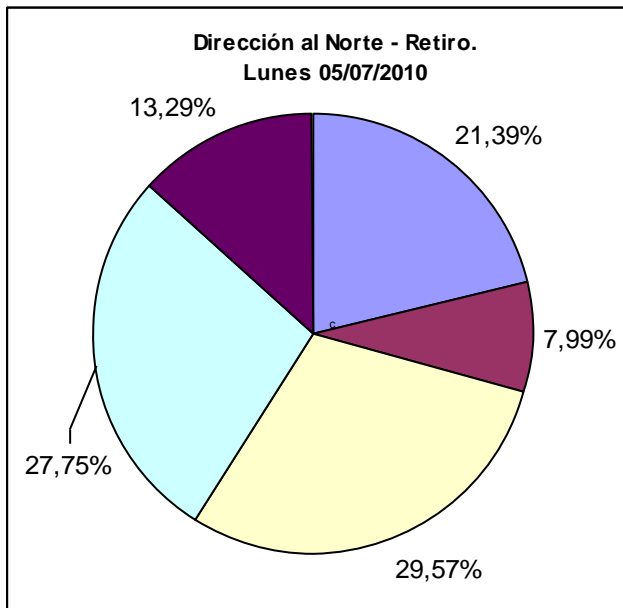
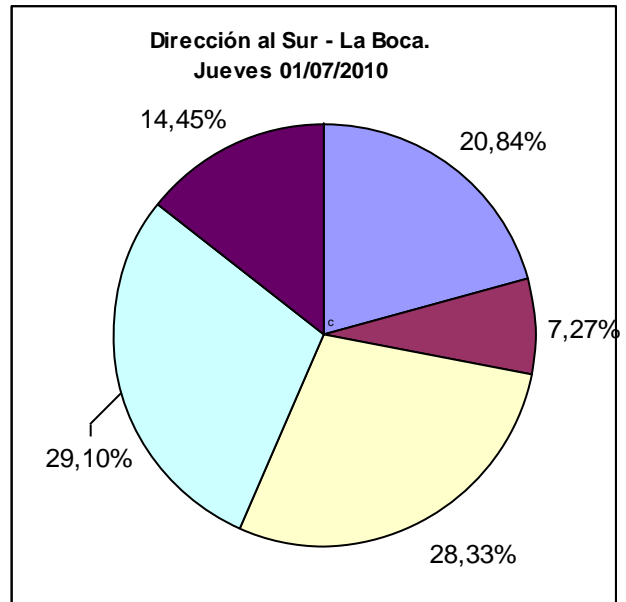
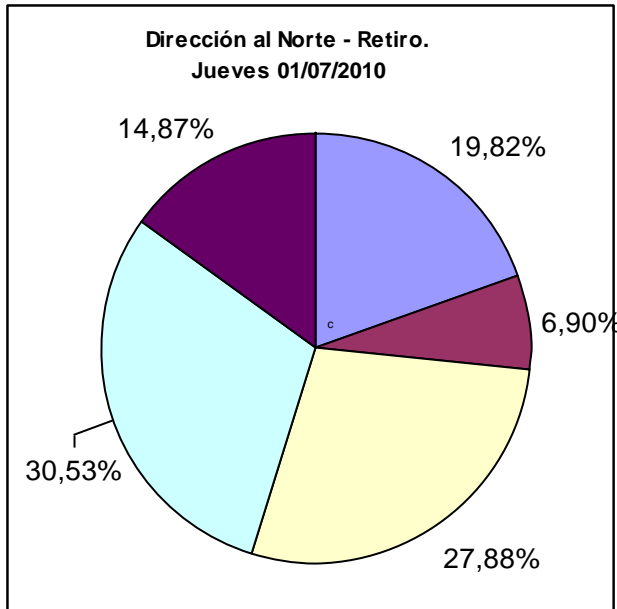
### Composición Vehicular









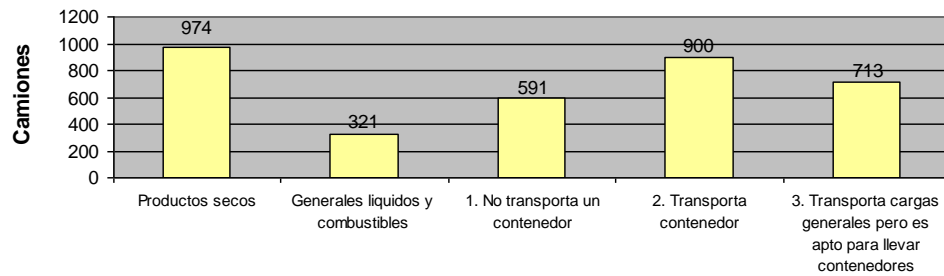


En los gráficos presentados anteriormente con la composición de camiones dentro del subgrupo camiones pesados, se observa que la variación porcentual se mantiene para ambos sentidos y ambas franjas horarias.

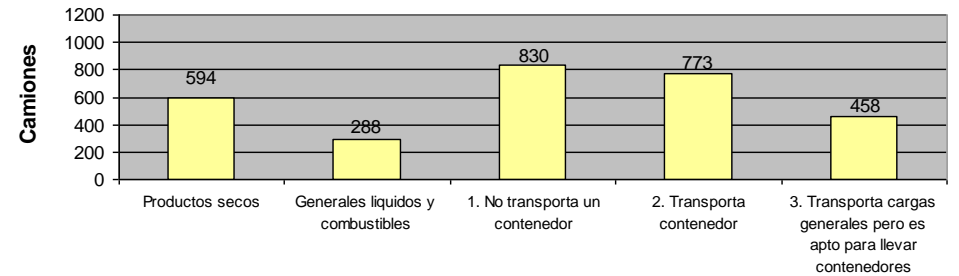
En cuanto a la composición vehicular, los camiones portacontenedor representan aproximadamente un 70 % de los camiones pesados, mientras que los de carga general el 30 % restante. En la composición de los vehículos pesados, aproximadamente un 28 % circula con contenedor, un 27 % sin contenedor y un 17% transporta cargas generales pero es apto para llevar contenedores. Del 30 % de camiones de carga general, el 22 % transporta productos secos.



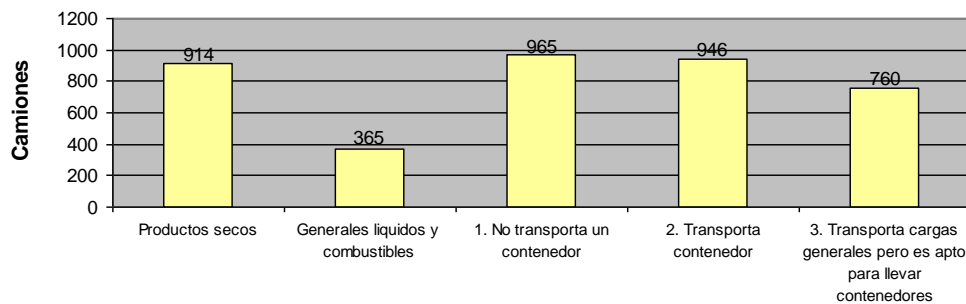
**Camiones Totales. Dirección Norte Retiro. Martes 15/06/2010**



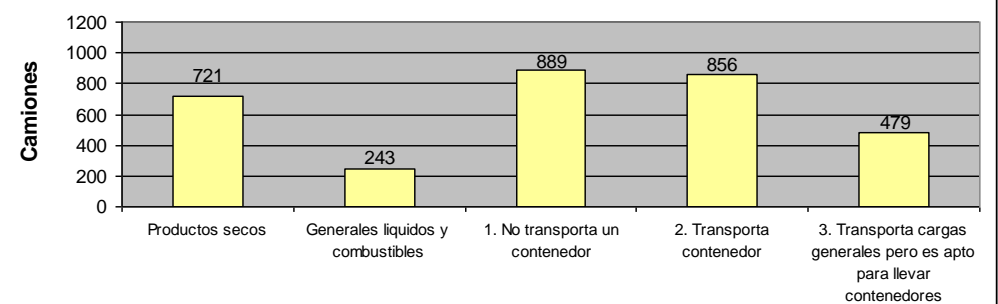
**Camiones Totales. Dirección Sur La Boca. Martes 15/06/2010**



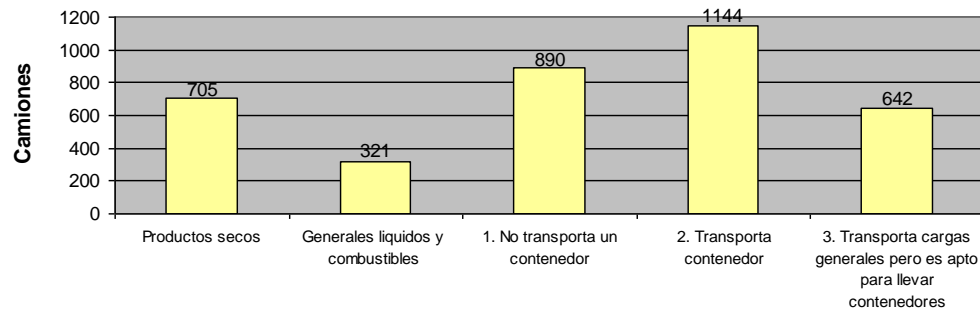
**Camiones Totales. Dirección Norte Retiro. Miércoles 16/06/2010**



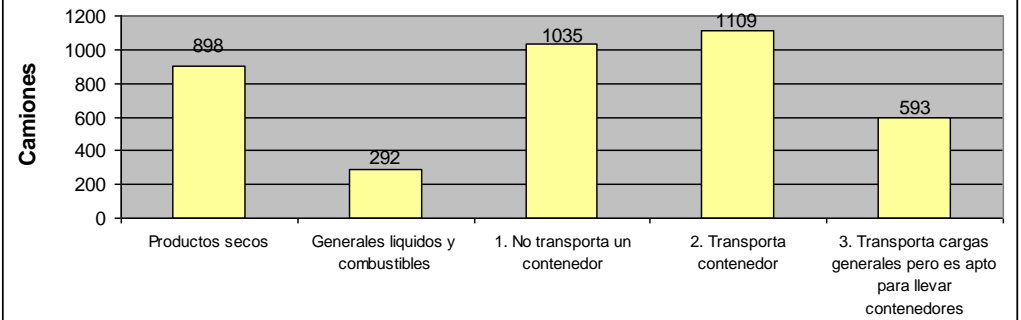
**Camiones Totales. Dirección Sur La Boca. Miércoles 16/06/2010**



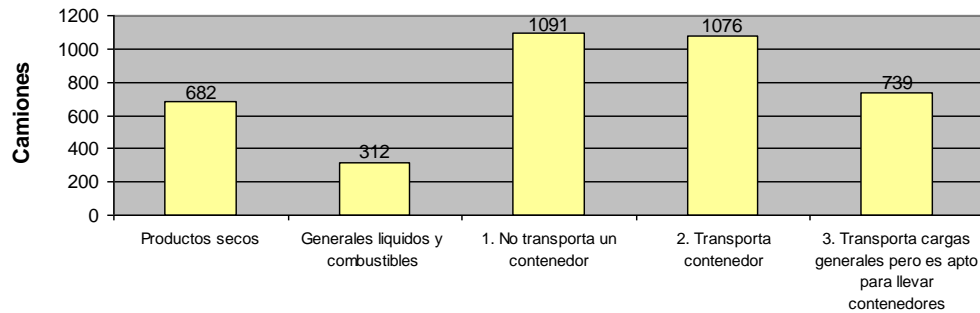
**Camiones Totales. Dirección Norte Retiro. Viernes 18/06/2010**



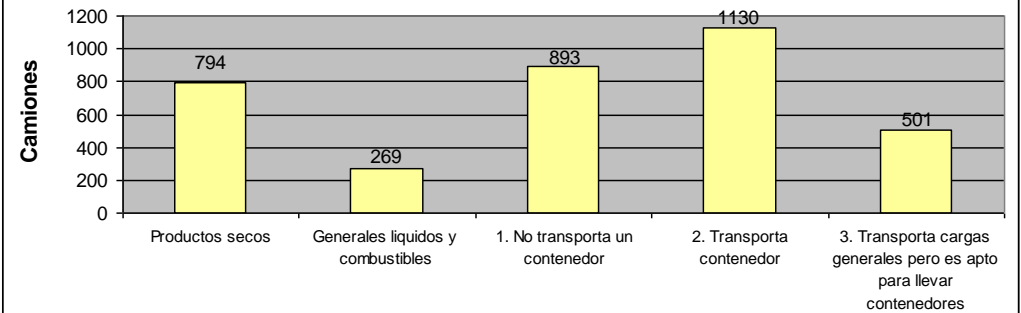
**Camiones Totales. Dirección Sur La Boca. Viernes 18/06/2010**



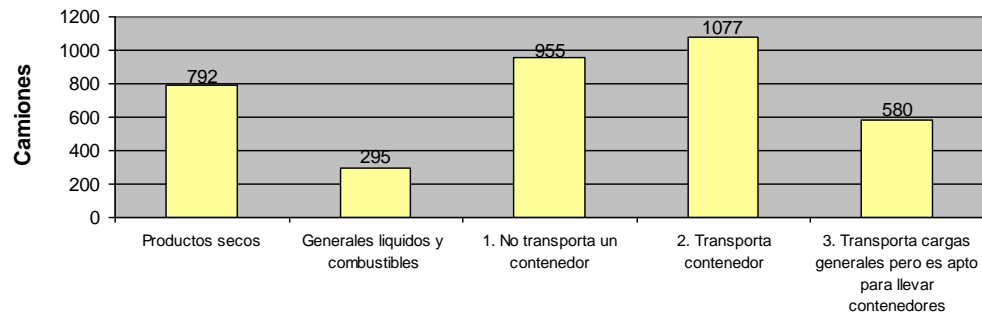
**Camiones Totales. Dirección Norte Retiro. Miércoles 23/06/2010**



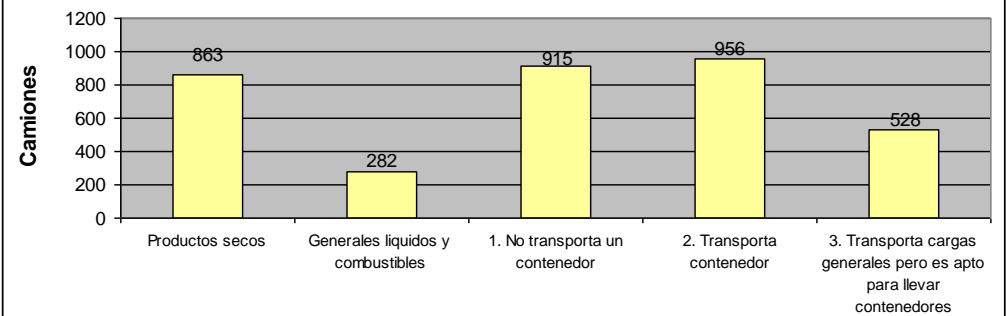
**Camiones Totales. Dirección Sur La Boca. Miércoles 23/06/2010**



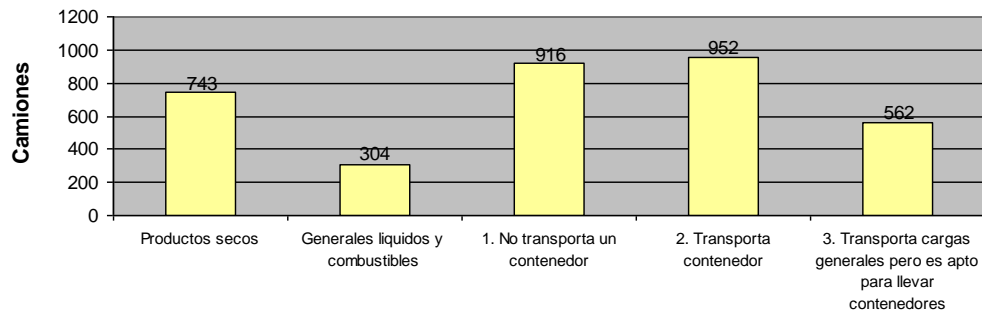
**Camiones Totales. Dirección Norte Retiro. Jueves 24/06/2010**



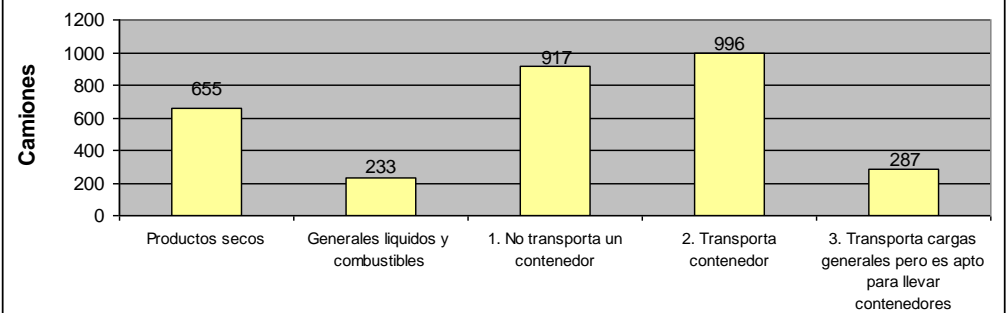
**Camiones Totales. Dirección Sur La Boca. Jueves 24/06/2010**



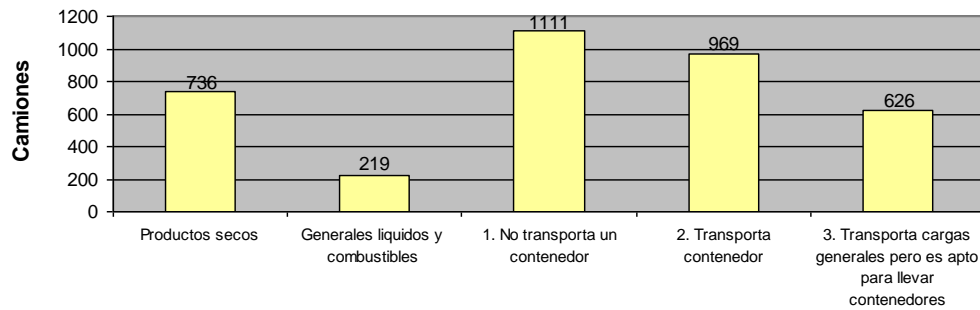
**Camiones Totales. Dirección Norte Retiro. Viernes 25/06/2010**



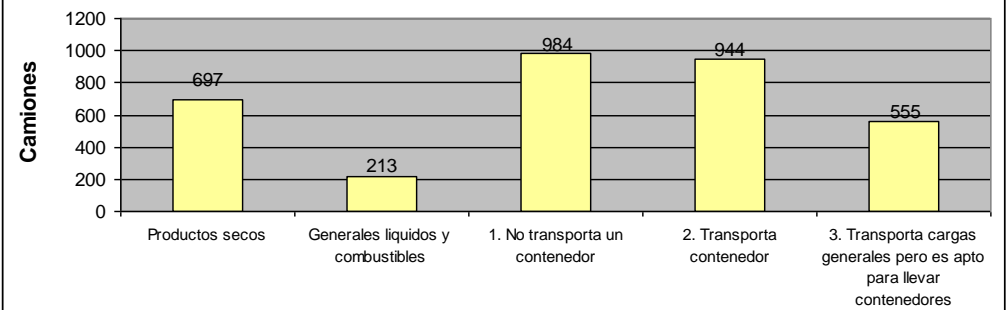
**Camiones Totales. Dirección Sur La Boca. Viernes 25/06/2010**



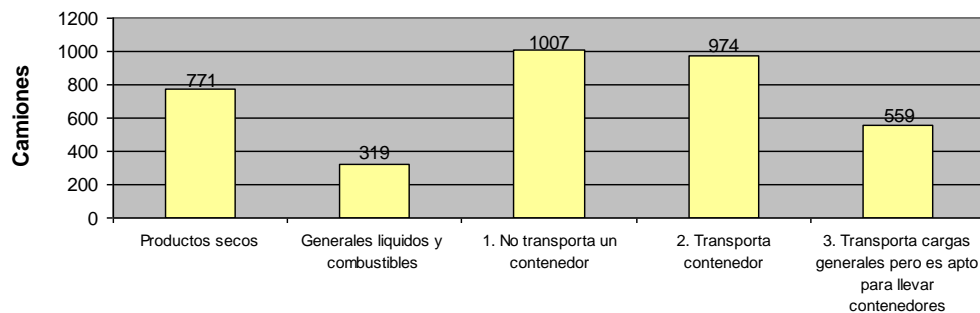
**Camiones Totales. Dirección Norte Retiro. Lunes 28/06/2010**



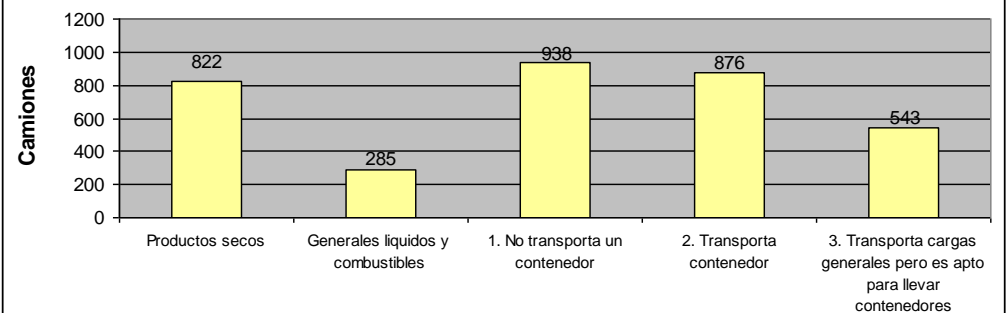
**Camiones Totales. Dirección Sur La Boca. Lunes 28/06/2010**



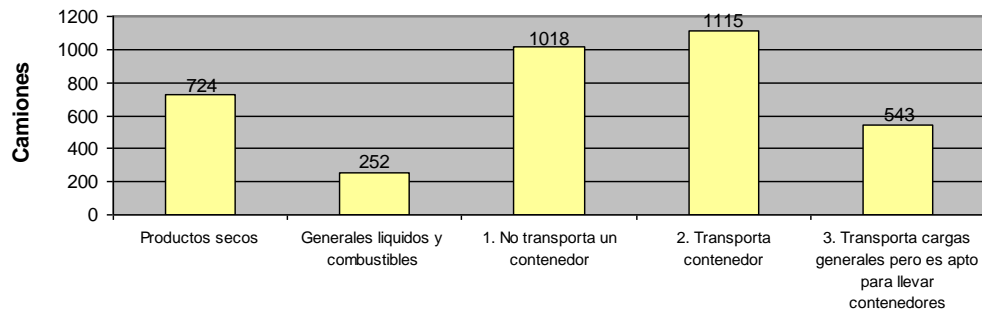
**Camiones Totales. Dirección Norte Retiro. Martes 29/06/2010**



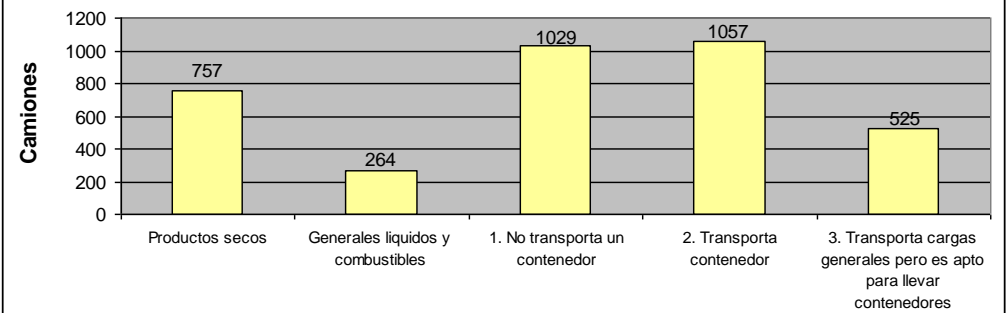
**Camiones Totales. Dirección Sur La Boca. Martes 29/06/2010**



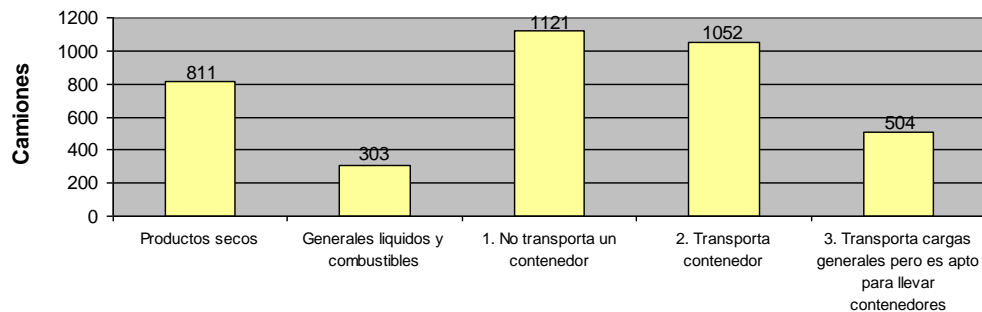
**Camiones Totales. Dirección Norte Retiro. Viernes 01/07/2010**



**Camiones Totales. Dirección Sur La Boca. Viernes 01/07/2010**



**Camiones Totales. Dirección Norte Retiro. Lunes 05/07/2010**



**Camiones Totales. Dirección Sur La Boca. Lunes 05/07/2010**

